



Your Reliable Power Partner
Standard Switching Power Supply Manufacturer



■ Group Overview

Founded in 1982, MEAN WELL is one of the world's few manufacturers dedicated to standard power supply products. It is ranked the 5th in global power supply (DC output) market according to a report by Micro Technology Consultant released in April, 2025.

MEAN WELL has been working as a "reliable partner" with customers, suppliers, contractors, and employees to build long lasting mutual trust relationships based on the spirit of "good intentions." The product lines include AC/DC power supplies, LED drivers, AC/DC battery chargers, DC/DC converters, DC/AC inverters. We have over 10,000 standard models widely used in medical, automation, communication, LED lighting, moving sign, and office automation fields.

1982

- Established MEAN WELL ENTERPRISES CO., LTD.

1997

- Set up POWERNEX ELECTRONICS CO., LTD.




1993

- Established China factory in Guangzhou city

1999

- Established "MEAN WELL USA INC." in Fremont, C A



MEAN WELL USA

2002

- Taiwan headquarter moved to HQ Building in Wugu Dist., New Taipei City



MEAN WELL TAIWAN

2006

- Established "MEAN WELL EUROPE B.V." in The Netherlands
- Established the second China factory in SuZhou city



MEAN WELL EUROPE



MEAN WELL SUZHOU

2016

- Established Huadu factory in Guangzhou city



MEAN WELL GUANGZHOU

- Combined revenue exceeded one billion USD
- Established MEAN WELL INTERNATIONAL CO., LTD, Korea office
- Established MEAN WELL ASEAN Regional Office
- Set up Guangzhou Share Well Co., LTD.

2017

- Established USA Eastern sales office

MEAN WELL Virtual Expo



2020

- Set up Suzhou SHAER WELL Technology CO., LTD.
- Established "MEAN WELL Welfare Foundation-Community Service Base" in the starting office

2022

- SDG Take-off year
- SDG Group(MEAN WELL/ PowerNex / SHARE WELL) aims to establish ESG companies.
- Established SUZHOU SHARE WELL AUTOMATION TECHNOLOGY CO., LTD.
- Established SUZHOU SHARE WELL SMD TECHNOLOGY CO., LTD.
- Established MEAN WELL MALAYSIA SDN. BHD.
- Established SUZHOU SHARE WELL MAGNETIC TECHNOLOGY CO., LTD.
- Established SUZHOU CHENG WELL PRECISION TECHNOLOGY CO., LTD.
- Established PowerNex MANAGEMENT CONSULTING CO., LTD.
- Established PowerNex PRECISION TECHNOLOGY CO., LTD.
- Established SUZHOU SHARE WELL PRECISION TECHNOLOGY CO., LTD



MEAN WELL SUZHOU SMART PARK

2024

- Established JIAXING SHARE WELL Electronic Technology CO., LTD.
- Established SUZHOU SHARE WELL Intelligent Technology CO., LTD.

2019

- Established a new warehouse in Kansas City, Missouri, USA
- Established MEAN WELL India in Bengaluru



MEAN WELL INDIA

2025

- Establishment of Dongguan SHARE WELL SMD Technology Co., Ltd.
- Establishment of SUZHOU XIN WELL SMD Technology Co., Ltd.
- Investment and holding in Pinxin Group
- Establishment of MEAN WELL New Jersey Office, USA
- Establishment of PowerNex Manufacturing Co., Ltd.

2023

- Established SUZHOU SHARE WELL CERTIFICATION CO., LTD.
- Established MEAN WELL Turkey Diş Ticaret A.ş.
- Established MEAN WELL Power Solutions, INC.
- Established SHARE WELL Green Energy Technology

2021

- SDG Debut year
- With "Reliable Partners and Sustainable Development" spirits developing the SDG Group
- Set up MEAN WELL SINGAPORE PTE . LTD.



■ Competitiveness



Product

Up to 15,000 models with adding 10% new products and phasing out 5% old products every year.



Quality

High reliability with a 10% improvement in quality indicators.



Cost

- High Operational Efficiency & Low Failure Cost
- Integrate and standardize materials to increase procurement volume and reduce costs



Delivery

- 24 hours delivery for 95% of standard products (overseas delivery in 48 hours).
- 28~35 days of lead-time for large quantity.



Service

24-hour fast customer service and technical support.



Reliable Relationship

Over 75% of total sales revenue comes from customers who have partnered with MEAN WELL for more than 10 years.



■ Standard Power Supply Solution

2 Main Stream Product Lines



Enclosed Type



LED Driver

6 Niche Product Lines



DIN Rail Type



Battery Charger



DC/AC Inverter



On Board Type



Adaptor



DC/DC Converter

3 + N System Solutions



KNX Product



DALI-2 Controller



Monitoring & Control Module



19" Rack Power



Modular Power



System Power

VFD Variable Frequency Drive



Enclosed Type



PCB Type

INDEX

AC-DC Enclosed

Without PFC

General Economy	Single Output	LRS-35~1200	01
		LRS-100N2~600N2	01
		SE-1500	01
	Multi-Output	RS-15~150	02
		RD-35~125	02
		RID-50~125	02
		RT-50~125	03
		RQ-50~125 (RT)	03

Built-in PFC

General	Single Output	RSP-75~500	04
		RSP-750~3000	05
		NSP-75~750	06
		NSP-1000~2400	07
		NSP-1600-3200	07
		DPU-3200/PHP-3500	08
		PSP-600/PSPA-1000	09
		HRP (G) -75~1000	10
		HRP (G) -150~1000N3	11
		RST-5000~10000	12
	Multi-Output	QP-150~320	13
	Fanless Potting	UHP-200-2500	14
	High Voltage Output (HVDC)	UHP-1500-HV	15
PHP-3500-HV		15	
HEP-2300-HV		15	
CSP-3000		15	
RST-7K5/15K-HV		16	
	SHP-10K/30K-HV	16	
DC Centralized Power Solution		17	
DC-DC Driver Power	NHDD	18	
Programmable	SPV-150~300	19	
Redundancy Module	ERDN20~40	19	
Medical	MSP-100~3200	20	

DIN Rail Type

Plastic Case	Step Shape with Class II	HDR-15~150	21	
	Class I	MDR-10~100	22	
Metal Case	1 ϕ Input	Ultra Slim	XDR-E/ XDR-75~960	23
		General	SDR-75~960	24
			NDR-75~480	25
	3 ϕ Input	Ultra Slim	XTR-240~960	26
		General	TDR-240~960	27
		1 ϕ Ultra wide input	WDR-60~480	27
Specific Purpose		DRA-40~60	28	
Peripheral Module		DRDN20~40	28	
		DBUF20~40	29	
		DUPS20~40	29	
		ICL-16~28R/L	30	

AC-DC PCB Open Frame





On Board	Industrial	IOB-05~15	31	
	Medical	MPM-05~20	32	
		MPM-30~90(ST)	33	
		MFM-05~30	33	
	Industrial	IRM-01~90	34	
	PCB	Medical	RPS-30~200	35
RPS-300~500			36	
RPD-60~75			37	
RPT-60~160			37	
MPQ-200			37	
Industrial		Single Output	EPS-15~120	38
			EPP-120S	38
			LOP-200~600	39
			LPS-50~100	40
			ELP-75	40
		Multi-Output	LPP-100~150	40
			PD-25/RPD-65/ PID-250	41
			PT-45~65/RPT-65/ PPT-125	42

 **The Premium Series**




 **The Best Cost-Performance**

NEW Product








AC-DC Adaptor

Desktop	ITE	 GST18~360	43
		GP25~50	44
	Medical	GSM40~220	45
Wall-Mount	Medical	GSM18~36	46
	Medical + ITE+ Household	 NGE12~90	47
	Type C	 NGE100	48
Moistureproof		 OWA60~200	49
DC Plug Converter Selection Guide			50

Configurable Power

Modular Series	UMP-400	51
	 NMP-650~1K2	52
	MP-450~1K0	53
	MS-75~360	54
	MD-100	54
19" Rack Power	 RCP-1000~2000	55
	RHP Rack Shelf	55
	RKP Rack Shelf	55
	CMU2 Smart Controller	56
	 CMU3 Smart Controller	56


Battery Charger

Portable (Plastic)	GC30~330	57
Portable (Metal)	 ENP-120~360	58
	 ENC-120~360	58
Fixed Type (Metal)	 NPB-120~1700	59
	 NPP-450~1700	60
	RPB-1600	61
	 RCB-1600	61
	DBU-3200	61
	 NCP-3200	61
	 DHP Rack	61
	SBP-001	62
	HEP-600C	63





DC-AC Inverter

True Sine Wave	 NTS-250~3200	64
	 NTU-1200~3200	65
	TN-1500~3000	66
	 NTN-5K	67
Bidirectional	BIC-2200/BIC-5K	68
	NTG-7K5/NTG-20K	68
Modified Sine	A301/A302	69

Specific Purpose

Harsh Envi. (IP67)	HEP-100~2300	70
Security	 PSC-35~160	71
	ADS/AD/ADD-55~155	71
	SCP-35~75	72
	LAD-120~600	72
	DRC-40~180	73
	DRS-240~480	73
KNX Power & Actuator	KNX-20E~40E	74
	KAA	74
LED Display	LSP-160	75
	UHP-200A	75
LED Rainproof	ERP-200/350	75
	ERPF-400	75

DC-DC Converter

Industrial	SD-15~1000	76
Railway	 RSD-30~500	77
Industrial + Railway	 DDR-15~480	78
PV/Energy Storage	 DDRH-15~240	79
	 RSDH-150~300	79
Module Selection Guide		80~88

VFD Variable Frequency Drive

Variable Frequency Drive	VFD-150~750	89
PBM		90
SDG Sustainable Development		91
Media Tools		92

LRS/SE Series 35~1500W Low profile Single Output Enclosed Type



LRS Features

- Withstand 300VAC surge input for 5 sec
- **1U low profile (30~41mm)**
- Withstand 5G vibration test
- High operating temperature up to 70°C
- Protections: Short circuit/Overload/Over voltage/Over temp. (LRS-150~1200)
- Cooling by free air convection (LRS-35~200)
- **Up to 200% peak power capability (LRS-100N2/200N2/350N2/600N2)**
- Forced air cooling by built-in DC fan (350~600W)
- Operating altitude up to 5000 meters
- Long MTBF, 1500k~3300k hrs all series
- LED indicator for power on
- 3 years warranty

SE Features

- Protections: Short circuit/Overload/Over voltage/Over temp.
- Forced air cooling by built-in DC fan
- Built-in remote sense function
- DC OK signal output, remote ON-OFF control
- LED indicator for power on
- 2 years warranty

Models



Model No.	LRS-35	LRS-50	LRS-75	LRS-100	LRS-100N2	LRS-150F	LRS-150	LRS-200
Vin	85~264VAC	85~264VAC	85~264VAC	85~264VAC	85~264VAC	85~264VAC	115/230VAC by switch	
Vout /Iout	5V, 0~7A	3.3V, 0~10A	5V, 0~14A	3.3V, 0~20A	12V, 0~8.5A	5V, 0~22A	12V, 0~12.5A	3.3V, 0~40A
	12V, 0~3A	5V, 0~10A	12V, 0~6A	5V, 0~18A	24V, 0~4.5A	12V, 0~12.5A	15V, 0~10A	4.2V, 0~40A
	15V, 0~2.4A	12V, 0~4.2A	15V, 0~5A	12V, 0~8.5A	36V, 0~2.8A	15V, 0~10A	24V, 0~6.5A	5V, 0~40A
	24V, 0~1.5A	15V, 0~3.4A	24V, 0~3.2A	15V, 0~7A	48V, 0~2.3A	24V, 0~6.5A	36V, 0~4.3A	12V, 0~17A
	36V, 0~1A	24V, 0~2.2A	36V, 0~2.1A	24V, 0~4.5A		36V, 0~4.3A	48V, 0~3.3A	15V, 0~14A
	48V, 0~0.8A	36V, 0~1.45A	48V, 0~1.6A	36V, 0~2.8A		48V, 0~3.3A		24V, 0~8.8A
		48V, 0~1.1A		48V, 0~2.3A				36V, 0~5.9A 48V, 0~4.4A
Dimension (mm)	99x82x30		99x97x30	129x97x30		159x97x30		215x115x30

Model No.	LRS-200N2	LRS-350	LRS-350N2	LRS-450	LRS-600	LRS-600N2	LRS-1200	SE-1500
Vin	115/230VAC by switch						180~305VAC	180~264VAC
Vout /Iout	12V, 0~17A	3.3V, 0~60A	12V, 0~29A	5V, 0~75A	5V, 0~100A	12V, 0~50A	12V, 0~92A	5V, 0~300A
	24V, 0~8.8A	4.2V, 0~60A	24V, 0~14.6A	12V, 0~37.5A	12V, 0~50A	24V, 0~25A	24V, 0~50A	12V, 0~125A
	36V, 0~5.9A	5V, 0~60A	36V, 0~9.7A	15V, 0~30A	15V, 0~40A	36V, 0~16.6A	36V, 0~33.3A	15V, 0~100A
	48V, 0~4.4A	12V, 0~29A	48V, 0~7.3A	24V, 0~18.8A	24V, 0~25A	48V, 0~12.5A	48V, 0~25A	24V, 0~62.5A
		15V, 0~23.2A		36V, 0~12.5A	27V, 0~22.2A			27V, 0~55.6A
		24V, 0~14.6A		48V, 0~9.4A	36V, 0~16.6A			48V, 0~31.3A
		36V, 0~9.7A			48V, 0~12.5A			
Dimension (mm)	215x115x30	215x115x30		225x124x35	225x124x41		225x124x41	278x177.8x63.5

15~150W Miniwatt Multi-Output Enclosed Type

G3 Series



RS-150
RD/ID/T/Q-125

RS-100
RD/ID/T/Q-85

RS-75
RD/ID/T/Q-65

RS-50
RD/ID/T/Q-50

RS-35
RD-35

RS-25

RS-15



Spec

Features

- Universal full range input: 88~264 VAC
- All using 105°C long life electrolytic capacitors
- Protections: Short circuit / Overload /Over voltage / Over temp. (RS-15)
- Withstand 300VAC surge input for 5 sec.
- Withstand 5G vibration
- High operating temperature up to 70°C
- Miniature size
- Cooling by free air convection
- LED indicator for power on
- 3 years warranty

Models

Single Output



Model No.	RS-15	RS-25	RS-35	RS-50	RS-75	RS-100	RS-150
Vout /Iout	3.3V, 0~3A	3.3V, 0~6A	3.3V, 0~7A	3.3V, 0~10A	3.3V, 0~15A	3.3V, 0~20A	3.3V, 0~30A
	5V, 0~3A	5V, 0~5A	5V, 0~7A	5V, 0~10A	5V, 0~12A	5V, 0~16A	5V, 0~26A
	12V, 0~1.3A	12V, 0~2.1A	12V, 0~3A	12V, 0~4.2A	12V, 0~6A	12V, 0~8.5A	12V, 0~12.5A
	15V, 0~1A	15V, 0~1.7A	15V, 0~2.4A	15V, 0~3.4A	15V, 0~5A	15V, 0~7.0A	15V, 0~10A
	24V, 0~0.625A	24V, 0~1.1A	24V, 0~1.5A	24V, 0~2.2A	24V, 0~3.2A	24V, 0~4.5A	24V, 0~6.5A
	48V, 0~0.313A	48V, 0~0.57A	48V, 0~0.8A	48V, 0~1.1A	48V, 0~1.6A	48V, 0~2.3A	48V, 0~3.3A
Dimension (mm)	62.5x51x28	78x51x28	99x82x36	99x97x36	129x98x38	159x97x38	199x98x38

Dual Output

Model No.	Output Number	RD-35A	RD-35B	RD-3513	RD-50A	RD-50B
Vout /Iout	CH1	5V, 0~4A	5V, 0~4A	13.5V, 0~2A	5V, 0~6A	5V, 0~6A
	CH2	12V, 0~1A	24V, 0~1.3A	-13.5V, 0~1.5A	12V, 0~3A	24V, 0~2A
Dimension (mm)		99x82x36			99x97x36	

Model No.	Output Number	RD-65A	RD-65B	RD-85A	RD-85B	RD-125A	RD-125B
Vout /Iout	CH1	5V, 0~8A	5V, 0~8A	5V, 0~10A	5V, 0~10A	5V, 0~15A	5V, 0~10A
	CH2	12V, 0~4A	24V, 0~3A	12V, 0~5A	24V, 0~2.5A	12V, 0~10A	24V, 0~5A
Dimension (mm)		129x98x38		159x97x38		199x98x38	

Note: Output isolation model available: RID-50/65/85 series (Please refer to the specification for details)

G3 Series

15~150W Miniwatt Multi-Output Enclosed Type



RT-125
RQ-125

RT-85
RQ-85

RT-65
RQ-65

RT-50
RQ-50



Spec

Models

Dual Output



Model No.	Output Number	RD-125-1224	RD-125-2412	RD-125-1248	RD-125-4812
Vout / Iout	CH1	12V, 0~7A	24V, 0~5A	12V, 0~7A	48V, 0~2.5A
	CH2	24V, 0~5A	12V, 0~7A	48V, 0~2.5A	12V, 0~7A
Dimension (mm)		199x98x38			

Model No.	Output Number	RD-125-2448	RD-125-4824	RD-125-1205	RD-125-2405
Vout / Iout	CH1	24V, 0~4A	48V, 0~2.5A	12V, 0~10.5A	24V, 0~5.3A
	CH2	48V, 0~2.5A	24V, 0~4A	5V, 0~3A	5V, 0~3A
Dimension (mm)		199x98x38			

Note: Output isolation model available: RID-125 series (Please refer to the specification for details)

Quad Output

Model No.	Output Number	RQ-50B	RQ-50C	RQ-50D	RQ-65B	RQ-65C	RQ-65D
Vout / Iout	CH1	5V, 0~6A	5V, 0~6A	5V, 0~6A	5V, 0~8A	5V, 0~8A	5V, 0~8A
	CH2	12V, 0~1.5A	15V, 0~1.5A	12V, 0~1.5A	12V, 0~3A	15V, 0~3A	12V, 0~3A
	CH3	-5V, 0~1A	-5V, 0~1A	24V, 0~1A	-5V, 0~1A	-5V, 0~1A	24V, 0~1.5A
	CH4	-12V, 0~1A	-15V, 0~1A	-12V, 0~1A	-12V, 0~1A	-15V, 0~1A	-12V, 0~1A
Dimension (mm)		99x97x36			129x98x38		

Model No.	Output Number	RQ-85B	RQ-85C	RQ-85D	RQ-125B	RQ-125C	RQ-125D
Vout / Iout	CH1	5V, 0~10A	5V, 0~10A	5V, 0~10A	5V, 0~12A	5V, 0~12A	5V, 0~12A
	CH2	12V, 0~4A	15V, 0~4A	12V, 0~4A	12V, 0~4.5A	15V, 0~4A	12V, 0~4A
	CH3	-5V, 0~1A	-5V, 0~1A	24V, 0~1.5A	-5V, 0~1A	-5V, 0~1A	24V, 0~2.5A
	CH4	-12V, 0~1A	-15V, 0~1A	-12V, 0~1A	-12V, 0~1A	-15V, 0~1A	-12V, 0~1A
Dimension (mm)		159x97x38			199x98x38		

Note: Triple output models: RT-50/65/85/125 have no -5V or -12V (Please refer to the specification for details)

75~500W Low/Medium Power Enclosed Type with PFC

RSP Series

AC-DC Enclosed-RSP Series



RSP-500

RSP-320



RSP-200

RSP-150

RSP-100

RSP-75



Spec

Features

- Universal full range input: 90~264 VAC
- Active PFC function
- 1U Low profile
- Cooling by free air convection (RSP-75~200)
- Forced air cooling by built-in DC fan(RSP-320/500)
- Built-in constant current limiting circuit (RSP-75/100/150)
- Remote ON/OFF control(RSP-75/100/150/500)
- Remote sense/DC OK signal(RSP-500)
- LED indicator for power on
- Protections: Short circuit/Overload/Over voltage/Over temp.
- 3 years warranty

Models



Model No.	RSP-75	RSP-100	RSP-150	RSP-200	RSP-320	RSP-500
Vout / Iout	3.3V, 0~15A	3.3V, 0~20A	3.3V, 0~30A	2.5V, 0~40A	2.5V, 0~60A	3.3V, 0~90A
	5V, 0~15A	5V, 0~20A	5V, 0~30A	3.3V, 0~40A	3.3V, 0~60A	4V, 0~90A
	7.5V, 0~10A	7.5V, 0~13.5A	7.5V, 0~20A	4V, 0~40A	4V, 0~60A	5V, 0~90A
	12V, 0~6.3A	12V, 0~8.5A	12V, 0~12.5A	5V, 0~40A	*5V, 0~60A	12V, 0~41.7A
	13.5V, 0~5.6A	13.5V, 0~7.5A	13.5V, 0~11.2A	7.5V, 0~26.7A	7.5V, 0~40A	15V, 0~33.4A
	15V, 0~5A	15V, 0~6.7A	15V, 0~10A	12V, 0~16.7A	12V, 0~26.7A	24V, 0~21A
	24V, 0~3.2A	24V, 0~4.2A	24V, 0~6.3A	13.5V, 0~14.9A	13.5V, 0~23.8A	27V, 0~18.6A
	27V, 0~2.8A	27V, 0~3.8A	27V, 0~5.6A	15V, 0~13.4A	15V, 0~21.4A	48V, 0~10.5A
	48V, 0~1.6A	48V, 0~2.1A	48V, 0~3.2A	24V, 0~8.4A	24V, 0~13.4A	
				27V, 0~7.5A	27V, 0~11.9A	
			36V, 0~5.56A	36V, 0~8.9A		
			48V, 0~4.2A	48V, 0~6.7A		
Dimension (mm)	159x97x30	179x99x30	199x99x30	215x115x30	215x115x30	230x127x40.5

* RSP-320-5CC with conformal coating is suitable for LED moving sign applications, MOQ required.

RSP Series 750~3200W High Power Enclosed Type with PFC



RSP-2400/3000

RSP-1600

RSP-1500

RSP-2000

RSP-1000

RSP-750



Spec

Features

- 1U low profile(41mm): RSP-750/1000/1600/2000
- Active PFC function
- Forced air cooling by built-in DC fan
- High power density up to 25W/in³(RSP-1600)
- Output voltage programmable, Widest up to 40~125%
- Constant current level lo programmable (RSP-750/1600 only)
- Built-in current sharing up to 3 units (RSP-2400/3000), 4 units (RSP-1000/1500/2000)or 6 units (RSP-1600)
- Built-in remote sense & remoteON/OFF control
- Built-in auxiliary power, DC OK signal output
- OTP alarm signal output (RSP-1600/2000)
- Optional conformal coating
- Protections: Short circuit/Overload/ Over voltage/Over temp.
- 5 years warranty

Models



Model No.	RSP-750	RSP-1000	RSP-1500	RSP-1600
Vin	90~264VAC	90~264VAC	90~264VAC	90~264VAC
Vout / Iout	5V, 0~100A	12V, 0~60A	5V, 0~240A	12V, 0~125A
	12V, 0~62.5A	15V, 0~50A	12V, 0~125A	24V, 0~67A
	15V, 0~50A	24V, 0~40A	15V, 0~100A	27V, 0~59A
	24V, 0~31.3A	27V, 0~37A	24V, 0~63A	36V, 0~44.5A
	27V, 0~27.8A	48V, 0~21A	27V, 0~56A	48V, 0~33.5A
	48V, 0~15.7A		48V, 0~32A	
Dimension (mm)	250x127x41	295x127x41	278x127x83.5	300x85x41

Model No.	RSP-2000	RSP-2400	RSP-3000
Vin	90~264VAC	180~264VAC	180~264VAC
Vout / Iout	12V, 0~100A	12V, 0~166.7A	12V, 0~200A
	24V, 0~80A	24V, 0~100A	24V, 0~125A
	48V, 0~42A	48V, 0~50A	48V, 0~62.5A
Dimension (mm)	295x127x41	278x177.8x63.5	278x177.8x63.5

NEW**75~750W High-Reliability Compact Size Enclosed Type Power With PFC****NSP Series**

AC-DC Enclosed-NSP Series



NSP-75

NSP-100

NSP-150

NSP-200

NSP-320

NSP-500

NSP-750



Spec

Features

- Universal full range input : 85~305VAC
- Active PFC function
- No load power consumption <0.5W~0.75W
- Global certificates in multi-fields (ITE 62368-1, Medical 60601-1, Household 60335-1, Industrial 61558-1/2-16/61010-1, Energy converter 62477-1, and SEMI F47)
- -40~+85°C wide range operation temperature
- 200% peak power capability(12~60V models)
- High efficiency up to 95%
- Forced air cooling by built-in DC fan with noise <40~45dB (320~750W)
- Built-in remote ON/OFF control
- Remote Sense/ DC OK signal (320~750W)
- Protections: Short circuit/Overload /Over voltage/ Over temp.
- Over voltage category III (OVC III)
- Operating altitude up to 5000 meters
- PCB conformal coating
- 5 years warranty

Models



Model No.	NSP-75	NSP-100	NSP-150	NSP-200
Vout / Iout	5V, 0~15A	5V, 0~20A	5V, 0~30A	5V, 0~40A
	12V, 0~6.3A	7.5V, 0~13.4A	7.5V, 0~20A	7.5V, 0~26.8A
	15V, 0~5A	12V, 0~8.5A	12V, 0~12.5A	12V, 0~16.7A
	24V, 0~3.2A	15V, 0~6.7A	15V, 0~10A	15V, 0~13.4A
	27V, 0~2.8A	24V, 0~4.2A	24V, 0~6.3A	24V, 0~8.4A
	36V, 0~2.1A	27V, 0~3.7A	27V, 0~5.6A	27V, 0~7.4A
	48V, 0~1.6A	36V, 0~2.8A	36V, 0~4.2A	36V, 0~5.6A
	60V, 0~1.3A	48V, 0~2.1A	48V, 0~3.15A	48V, 0~4.2A
Dimension (mm)	99x97x30	99x97x30	129x97x30	159x97x30

Model No.	NSP-320	NSP-500	NSP-750
Vout / Iout	5V, 0~60A	5V, 0~90A	5V, 0~100A
	7.5V, 0~40A	12V, 0~41.7A	12V, 0~62.5A
	12V, 0~26.7A	15V, 0~44.4A	15V, 0~50A
	15V, 0~21.4A	24V, 0~21A	24V, 0~31.3A
	24V, 0~13.4A	27V, 0~18.6A	27V, 0~27.8A
	27V, 0~11.9A	36V, 0~13.9A	36V, 0~20.9A
	36V, 0~8.9A	48V, 0~10.5A	48V, 0~15.7A
	48V, 0~6.7A	60V, 0~8.4A	60V, 0~12.6A
Dimension (mm)	179x99x30	199x99x41	199x105x41

※The new NSP series outperforms the RSP series with enhanced features ,
For new projects, please adopt the NSP series.

NSP Series

1000~3200W High-Reliability Compact Size Enclosed Type Power With PFC



NSP-1000



NSP-1600



NSP-2400



NSP-3200



Spec

1000/2400 Features **NEW**

- Universal full range input : 85~305VAC
- Active PFC function
- Global certificates in multi-fields(ITE 62368-1, Medical 60601-1, Household 60335-1, Industrial 61558-1/2-16/61010-1, Energy converter 62477-1, and SEMI F47)
- -40~+85°C wide range operation temperature
- 200% peak power capability
- Can be used in parallel (3+1)
- Output voltage 0~120% and output current 0~100% programmable

- Built-in CANBus (MODBus by request)
- 5Vaux & 12Vaux Auxiliary Power Output
- Built-in DC fan with noise <45dB and fan speed control
- Built-in remote ON/OFF control
- Remote ON/OFF / Remote Sense / DC OK Signal
- Over voltage category III(OVC III)
- Operating altitude up to 5000 meters
- PCB conformal coating
- 5 years warranty

1600/3200 Features

- Universal full range input : 90~264VAC
- Active PFC function
- Built-in CANBus
- Output voltage programmable: Widest up to 40~125%
- Built-in intelligent fan speed control
- Protections: Short circuit/Overload/Over voltage/Over temp.
- Built-in remote ON-OFF control/remote sense/auxiliary power
- DC OK signal/ OTP alarm signal
- 5 years warranty

Models



Model No.	NSP-1000	NSP-2400
Vout / Iout	12V, 0~83.4A	12V, 0~200A
	15V, 0~66.7A	15V, 0~160A
	24V, 0~41.7A	24V, 0~100A
	27V, 0~37A	27V, 0~88.8A
	36V, 0~27.8A	36V, 0~66A
	48V, 0~21A	48V, 0~50A
	60V, 0~16.8A	60V, 0~40A
Dimension (mm)	230x127x41	325.8x107x41



Model No.	NSP-1600	NSP-3200
Vout / Iout	12V, 0~125A	24V, 0~133A
	24V, 0~67A	48V, 0~67A
	36V, 0~44.5A	
	48V, 0~33.5A	
Dimension (mm)	300x85x41	325.8x107x41

3200/3500W High-Reliability Enclosed Type Power with PFC

DPU/PHP Series

AC-DC Enclosed-DPU/PHP Series



DPU-3200



PHP-3500



Cold Plate for PHP-3500
Optional
(Order No:HS-656)



DPU Spec



PHP Spec

■ DPU-3200 Features

- Universal full range input: 90~264VAC
- High efficiency up to 94.5%
- Forced air cooling by built-in DC fan
- Output voltage and constant current level programmable
- **Active current sharing up to 16000W (4+1)**
- Protections: Short circuit/Overload/Over voltage/Over temp.
- Optional PMBus or CANBus protocol
- PCB conformal coating (By request)
- **5 years warranty**

■ PHP-3500 Features

- Universal full range input: 90~264VAC
- High efficiency up to **96%**
- **Fanless design, cooling by conduction or water conduction**
- Slim and Low Profile (60 mm)
- Output voltage and constant current level programmable
- OVC III operating altitude up to 3000 meters
- Active current sharing up to 14000W (24V & 48V models)
- Built-in **PMBus or CANBus**
- Protections: Short circuit/Overload/Over voltage/Over temp.
- PCB conformal coating (By request)
- **Optional cold plate**
- **5 years warranty**

■ Models



Model No.	DPU-3200	PHP-3500
Vout / Iout	24V, 0~133A	24V, 0~145A
	48, 0~67A	48, 0~73A
Dimension (mm)	325.8x107x41	380x141.4x60

PSP/PSPA Series Parallel Function Square Enclosed Type with PFC



PSP-600



PSPA-1000



PSP Spec



PSPA Spec

Features

- Built-in active PFC function
- Protections: Short circuit/Overload/Over voltage/Over temp.
- Forced air cooling by built-in DC fan
- With DC OK signal output
- Current sharing up to 2400W(PSP-600); 4000W (PSPA-1000)
- Built-in remote sense/remote ON-OFF control
- 3 years warranty (PSP-600)
- 5 years warranty (PSPA-1000)

Models



Model No.	PSP-600	PSPA-1000
Vin	88~264VAC	90~264VAC
Vout / Iout	5V, 0~80A	12V, 0~80A
	12V, 0~50A	15V, 0~64A
	13.5V, 0~44.5A	24V, 0~42A
	15V, 0~40A	48V, 0~21A
	24V, 0~25A	
	27V, 0~22.2A	
	48V, 0~12.5A	
Dimension (mm)	170x120x93	170x120x93

75~1000W High Reliability Enclosed Type with PFC

HRP(G) Series



HRP(G)-1000 HRP(G)-600 HRP(G)-450 HRP(G)-300 HRP(G)-200 HRP(G)-150 HRP-100 HRP-75



Features

- Withstand 300 VAC surge input for 5 sec.
- Built-in active PFC function
- Protections: Short circuit/Overload/Over voltage/Over temp.(Optional for HRP-75/HRP-100)
- Built-in constant current limiting circuit
- Built-in remote sense function (HRP-150)
- Stand by 5V@0.3A (HRPG Series)
- DC OK signal ($\geq 200W$)
- Current sharing function (HRPG-600-24/36/48,HRPG-1000)
- Cooling by free air convection ($\leq 200W$)
- Forced air cooling by built-in DC fan ($\geq 300W$)
- LED indicator for power on
- **5 years warranty**

Models



Model No.	HRP-75	HRP-100	HRP□-150	HRP□-200
Vin	85~264VAC	85~264VAC	85~264VAC	85~264VAC
Vout / Iout	3.3V, 0~15A	3.3V, 0~20A	3.3V, 0~30A	3.3V, 0~40A
	5V, 0~15A	5V, 0~17A	5V, 0~26A	5V, 0~35A
	7.5V, 0~10A	7.5V, 0~13.5A	7.5V, 0~20A	7.5V, 0~26.7A
	12V, 0~6.3A	12V, 0~8.5A	12V, 0~13A	12V, 0~16.7A
	15V, 0~5A	15V, 0~7A	15V, 0~10A	15V, 0~13.4A
	24V, 0~3.2A	24V, 0~4.5A	24V, 0~6.5A	24V, 0~8.4A
	36V, 0~2.1A	36V, 0~2.9A	36V, 0~4.3A	36V, 0~5.7A
	48V, 0~1.6A	48V, 0~2.2A	48V, 0~3.3A	48V, 0~4.3A
Dimension (mm)	129x98x38	159x97x38	159x97x38	199x98x38

Model No.	HRP□-300	HRP□-450	HRP□-600	HRPG-1000
Vin	85~264V	85~264V	85~264V	90~264V
Vout / Iout	3.3V, 0~60A	3.3V, 0~90A	3.3V, 0~120A	12V, 0~80A
	5V, 0~60A	5V, 0~90A	5V, 0~120A	15V, 0~64A
	7.5V, 0~40A	7.5V, 0~60A	7.5V, 0~80A	24V, 0~42A
	12V, 0~27A	12V, 0~37.5A	12V, 0~53A	48V, 0~21A
	15V, 0~22A	15V, 0~30A	15V, 0~43A	
	24V, 0~14A	24V, 0~18.8A	24V, 0~27A	
	36V, 0~9A	36V, 0~12.5A	36V, 0~17.5A	
	48V, 0~7A	48V, 0~9.5A	48V, 0~13A	
Dimension (mm)	199x105x41	218x105x41	218x105x63.5	218x105x63.5

□=blank, G; blank: basic function, G: with 5Vsb & no load <0.5~0.75W

HRP-N3 Series

150~1000W High Reliability & 350% High Peak Enclosed Type with PFC

HRP-150N3

HRP-300N3

HRP-600N3

HRPG-1000N3



Spec

■ Features

- Universal full range input: 85~264VAC
- Withstand 300 VAC surge input for 5 sec
- Built-in active PFC function
- **Up to 350% peak power capability**
- High efficiency up to 94%
- Withstand 5G vibration
- Protections: Short circuit/Overload/Over voltage/Over temp.
- Cooling by free air convection (HRP-150N3)
- Built-in cooling fan ON/OFF control (HRP-300N3/600N3/1000N3)
- Built-in constant current limiting circuit
- Built-in remote sense function
- **5 years warranty**

■ Models



Model No.	HRP-150N3	HRP-300N3	HRP-600N3	HRPG-1000N3
Vout / Iout	12V, 0~13A	12V, 0~27A	12V, 0~53A	12V, 0~80A
	24V, 0~6.5A	24V, 0~14A	24V, 0~27A	24V, 0~42A
	36V, 0~4.3A	36V, 0~9A	36V, 0~17.5A	36V, 0~28A
	48V, 0~3.3A	48V, 0~7A	48V, 0~13A	48V, 0~21A
Dimension (mm)	159x97x38	199x105x41	218x105x61.5	218x105x61.5

5000/10000W Three-Phase High-Voltage Input Programmable Power Supply with PFC

RST Series



RST-5000



RST-10000



Spec

Features

- 3Ø3-wire/△196~305VAC or 3Ø4-wire/
Y 340~530VAC wide input range.
- Built-in active PFC function
- High efficiency up to 92.5%
- Protections: Short circuit/Overload/Over voltage/
Over temp./Fan alarm
- Forced air cooling by built-in DC fan
- Output voltage and constant current level programmable
- Built-in current sharing up to 4 units
- Built-in remote ON/OFF control / Remote sense/
Auxiliary power /Alarm signal
- 5 years warranty

Models



Model No.	RST-5000	RST-10000
Vout / Iout	24V, 0~200A	24V, 0~400A
	36V, 0~138A	36V, 0~276A
	48V, 0~105A	48V, 0~210A
Dimension (mm)	460x211x83.5	540x424x83.5

QP Series

Quad Output Enclosed Type with PFC



QP-320



QP-150



Spec

Features

- Universal full range input: 90~264VAC
- Protections: Short circuit/Overload/Over voltage/Over temp. (Optional for QP-150)
- Forced air cooling by built-in DC fan
- Built-in active PFC function
- CH1 & 2 can be adjustable from -5%~+10% (QP-200/320)
- CH1 & 2 remote sense function (QP-200/320)
- With PG and PF signal output (QP-200/320)
- 3 years warranty

Models



Model No.	Output Number	QP-150B	QP-150C	QP-150D	QP-150F	QP-150-3A	QP-150-3B	QP-150-3C	QP-150-3D
Vout / Iout	CH1	5V 3~15A	5V 3~15A	5V 3~15A	5V 3~15A	5V 3~15A	5V 3~15A	5V 3~15A	5V 3~15A
	CH2	12V 0.4~5A	15V 0.4~4A	12V 0~5A	15V 0~5A	3.3V 0~15A	3.3V 0~15A	3.3V 0~15A	3.3V 0~15A
	CH3	-12V 0.3~2A	-15V 0.3~2A	24V 0.4~3A	24V 0.4~3A	12V 0.4~5A	12V 0.4~5A	15V 0.4~5.0A	24V 0.3~3A
	CH4	-5V 0~1A	-5V 0~1A	-12V 0~1A	-15V 0~1A	-5V 0~1A	-12V 0~1A	-15V 0~1.0A	-12V 0~1A
Dimension (mm)	199x99x50								

Model No.	Output Number	QP-320D	QP-320F
Vout / Iout	CH1	5V, 2.5~20A	5V, 2.5~20A
	CH2	12V, 0~10A	15V, 0~10A
	CH3	24V, 0.2~5A	24V, 0.2~5A
	CH4	-12V, 0.2~2A	-15V, 0.2~1.6A
Dimension (mm)	215x115x50		

200~2500W Slim Type & Fanless Power Supply with PFC **UHP Series**



■ Features

- Universal full range input: 90~264VAC
- Withstand 300VAC surge input for 5 sec
- Filled with half glue, dustproof and anti-vibration (except UHP-2500)
- Slim width and low profile
- Built-in active PFC function
- 150% peak load capacity (100ms, UHP-200~500)
- Fanless design, free air convection
- Output voltage and constant current level adjustable ($\geq 1000W$)
- Protections: Short circuit/Overload/Over voltage/Over temp.
- Optional PMBus or CANBus protocol(UHP-1500/2500)
- Redundancy function(UHP-R Series)/remote ON-OFF control ($\geq 1000W$)
- DC OK active signal/LED indicator for power on
- 3 years warranty(UHP-200~750)
- 5 years warranty(UHP-1000/1500/2500)

■ Models



Model No.	UHP-200□	UHP-350□	UHP-500□	UHP-750	UHP-1000	UHP-1500	UHP-2500
Vout / Iout	3.3V, 0~40A	3.3V, 0~60A	4.2V, 0~80A	12V, 0~60A	12V, 0~80A	24V, 0~62.5A	24V, 0~104.2A
	4.2V, 0~40A	4.2V, 0~60A	5V, 0~80A	24V, 0~31.3A	24V, 0~42A	48V, 0~31.5A	36V, 0~69.4A
	5V, 0~40A	5V, 0~60A	12V, 0~41.7A	36V, 0~21A	36V, 0~28A		48V, 0~52.1A
	12V, 0~16.7A	12V, 0~29.2A	15V, 0~33.4A	48V, 0~15.7A	48V, 0~21A		
	15V, 0~13.4A	15V, 0~23.4A	24V, 0~20.9A				
	24V, 0~8.4A	24V, 0~14.6A	36V, 0~13.9A				
	36V, 0~5.6A	36V, 0~9.75A	48V, 0~10.45A				
	48V, 0~4.2A	48V, 0~7.3A	55V, 0~8.9A				
55V, 0~3.6A	55V, 0~6.3A						
Dimension (mm)	194x55x26	220x62x31	233x81x31	237x100x41	240x115x41	290x140x41	310x140x60

□=blank, R blank:Enclosed R:Built-in DC OK active signal and redundant function.

High Voltage Models 1500W~3000W DC High Voltage Output Power Supply with PFC



UHP-1500-HV



PHP-3500-HV



HEP-2300-HV



CSP-3000



Spec

UHP/PHP Features

- Slim type with fanless design
- Built-in active PFC function
- Output voltage and constant current level programmable
- Built-in PMBus or CANBus protocol
- Built-in remote switch/DC OK signal/Auxiliary power output
- Protection type: Short circuit/Overload/Over voltage/Over temp.
- Optional water-cooled plate cooling device (PHP-3500HV)
- 5 years warranty

HEP Features

- Universal full range input: 90~305VAC
- Built-in active PFC function, high efficiency up to 95.5%
- Fanless design, conduction natural convection heat dissipation
- Aluminum case and filling with heat-conducted silicone
- Withstand 10G vibration test
- -40~+70°C wide operating range
- Built-in CANBus/PMBus protocol selectable
- Output voltage and constant current level programmable
- With DC_OK signal output, built-in remote ON-OFF control
- 12V/0.5A auxiliary power output
- LED indicator for power on
- Protection: Short circuit/Overload/Overvoltage/Over temp.
- 6 years warranty

CSP Features

- Active PFC function
- High efficiency up to 93%
- Protection: Short circuit/Overload/Overvoltage/Over temp.
- Forced air cooling by built-in DC fan
- Output voltage and constant current level programmable
- Current sharing up to 3 units
- Remote ON-OFF control/Auxiliary Power/ DC_OK signal output
- Optional conformal coating
- 5 years warranty

Models



Model No.	UHP-1500-HV	PHP-3500-HV	HEP-2300-HV	CSP-3000
Vin	90~264VAC	90~264VAC	90~305VAC	180~264VAC
Vout / Iout	115V, 0~13A	115V, 0~25.2A	115V, 0~20A	120V, 0~25A
	230V, 0~7A	230V, 0~15.2A	230V, 0~10.6A	250V, 0~12A
	380V, 0~4.5A	380V, 0~9.2A	380V, 0~6.9A	400V, 0~7.5A
	380E: 0~3.95A			
Dimension (mm)	290x140x41	380x141.4x60	375x280x88	278x177.8x63.5

7.5KW~30KW DC High Voltage Output Power Supply with PFC

High Voltage Models



RST-7K5-HV



RST-15K-HV



SHP-10K-HV



SHP-30K-HV



Spec

RST/SHP Features

- 3Ø 3-wire/△196~305VAC or 3Ø 4-wire/ Y 340~530VAC (RST)
- 3Ø 3-wire/△or Y 340~530VAC or 3Ø 4-wire/ Y 340~530VAC (SHP)
- Water / forced air cooling selectable (RST-7K5/SHP-10K)
- Forced air cooling (RST-15K/SHP-30K)
- Built-in CANBus/Optional PMBus protocol/MODBus-RTU/RS-485(SHP)
- Output voltage adjustable range: Widest up to 1~120% (RST)
- Active current sharing up to 28.5KW(RST) Active current sharing up to 120KW (SHP)
- Output voltage and constant current level programmable
- Built-in ON/OFF contro l/Alarm signal output
- DC OK active signal & Built-in 12V auxiliary power(SHP-10K/30K)
- Protections: Short circuit/Overload/Over voltage/ Over temp.
- 5 years warranty

Models



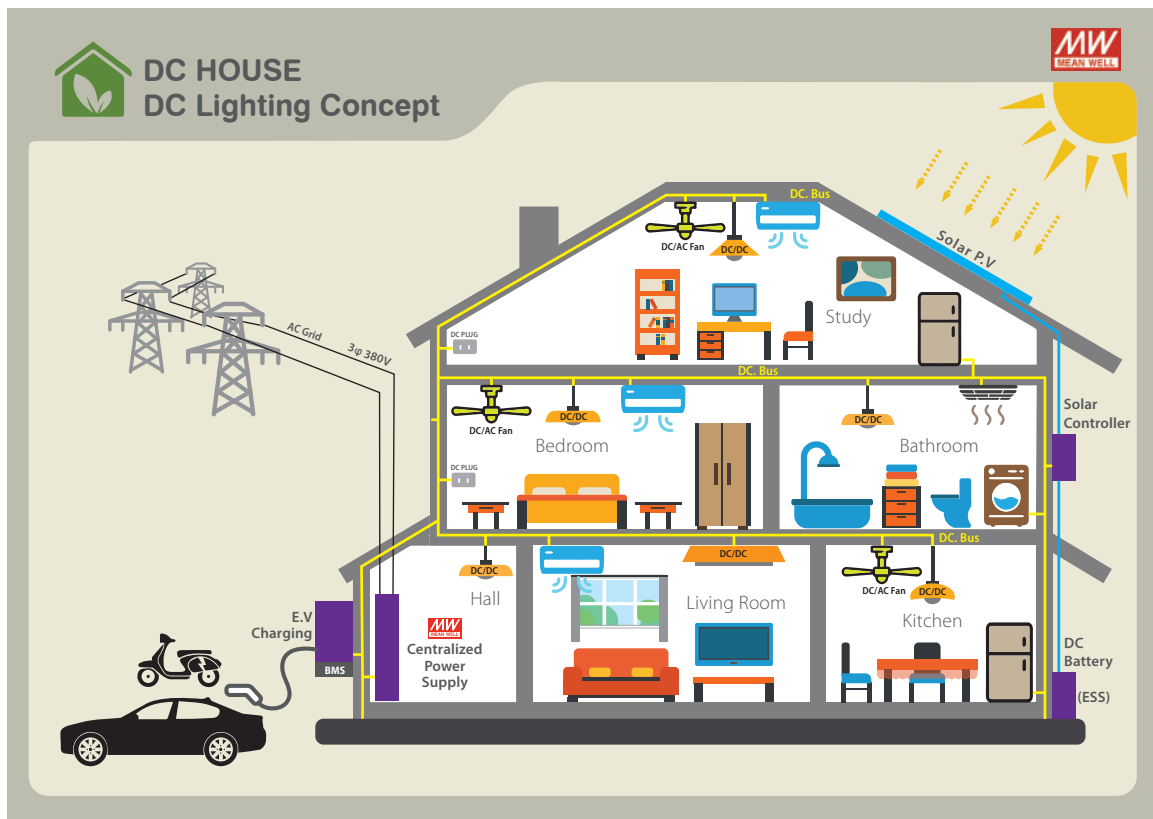
Model No.	RST-7K5-HV	RST-15K-HV	SHP-10K-HV	SHP-30K-HV
Vin	3Ø3W Y 196~305VAC	or 3Ø4W Y 340~530VAC	3Ø3W/3Ø4W Y 340~530VAC	
Vout / Iout	115V, 0~65A	115V, 0~130A	55V, 0~150A	55V, 346A
	230V, 0~34.5A	230V, 0~69A	115V, 0~87A	115V, 0~261A
	380V, 0~22.5A	380V, 0~45A	230V, 0~46.3A	230V, 0~139A
			380V, 0~30A	380V, 0~90A
Dimension (mm)	460x211x83.5	540x424x83.5	460x211x83.5	540x424x83.5

DC House

As increases in energy costs and demands to reduce fossil-based emissions are accelerating a worldwide call for clean energy and efficient power consumption, the DC House is far beyond a concept but necessary infrastructure. MEAN WELL is proud to introduce a new DC centralized bus for indoor device applications to reduce power loss issue.

With nearly four decades of experience in power supply design and manufacturing, MEAN WELL provides power solutions for DC centralized bus and DC lighting applications with complete enclosed type and DC to DC LED driver product portfolios. The DC centralized bus is easily integrated into a renewable energy system to reduce power consumption and total cost.

Please refer to the below diagram for a brand new “DC WORLD”.



DC Centralized Bus for Lighting Application Selection Guide

Voltage Catalog	Front-end (AC to DC Enclosed type)	Back-end (DC to DC LED driver)	Dimming function
Low Voltage bus (48V)	UHP-1500(1Ø3W) RST-5000/10000 (3Ø4W) SHP-10K-HV(3Ø3W)	NLDD-H series LDDS-HWB series LDD-H-DA series	· PWM · 0-10V · DALI
High Voltage bus (380V)	UHP-1500(1Ø3W) RST-7K5/15K (3Ø4W) SHP-10K-HV(3Ø3W)	NHDD series	· PWM · Dim with DAP-04 for DALI system

Note: For detail LED Driver specification, please refer our LED power supply catalog.

380Vdc high input Voltage

NHDD Series



NHDD-40



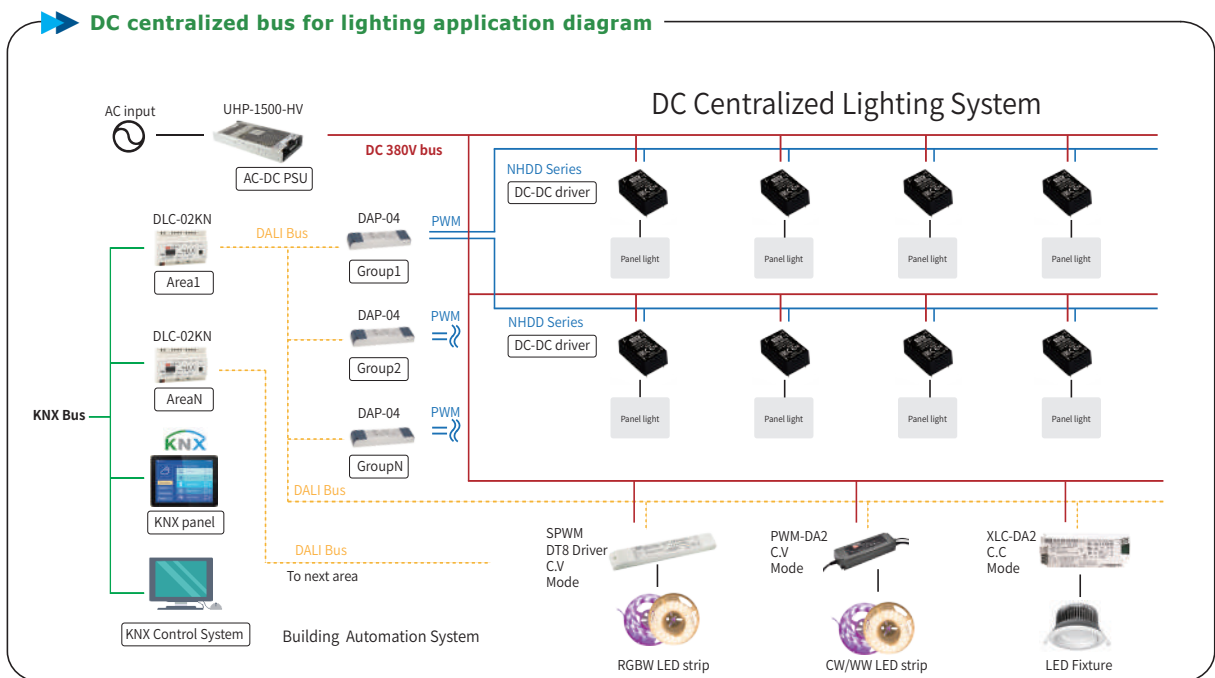
Spec

Features

- Constant current mode output
- For 380Vdc BUS lighting luminaire
- Driver on Board (DoB) Solution available
- Plastic housing and Fully encapsulated
- Built- in PWM dimming and Remote ON/OFF control
- Protections: Short circuit/Over temp.
- 5 years warranty




Model No.	NHDD-40
Vout	360~420V
Dimension (mm)	32.1x20.5x12.5



SPV/ERDN Series

SPV: 150~300W Programmable Enclosed Type
ERDN: 20A/40A Enclosed Redundancy Module



SPV Features

- Universal full range input: 88~264VAC
- Built-in active PFC function
- Cooling by free air convection (SPV-150)
- Forced air cooling by built-in DC fan (SPV-300)
- **Output voltage programmable from 20~110% by 1~5.5Vdc external control signal**
- Built-in remote ON-OFF control
- Built-in fan speed control (SPV-300)
- Protections: Short circuit/Overload/Over voltage/Over temp.
- 3 years warranty

ERDN Features

- **Support 1+1 and N+1 redundancy system**
- 2 channels input and 1 output
- Suitable for redundancy operation of 5V (ERDN20 Only)/12V/24V/48V system
- Output current 20A & 40A
- Cooling by free air convection
- -40~+80°C wide operating range(>+60°C derating)
- Built-in 2 channels DC OK signal and alarm relay contact
- LED indicator for power on
- 3 years warranty

Models



Model No.	SPV-150	SPV-300
Vout / Iout	12V, 0~12.5A	12V, 0~25A
	24V, 0~6.25A	24V, 0~12.5A
	48V, 0~3.125A	48V, 0~6.25A
Dimension(mm)	215x115x50	215x115x50



Model No.	ERDN20- <u>24</u>				ERDN40- <u>24</u>		
	5	12	24	48	12	24	48
Vin	4.5~6VDC	9~14VDC	19~29VDC	36~60VDC	9~14VDC	19~29VDC	36~60VDC
Input / Iout	2x10A/20A				2x20A/40A		
Dimension(mm)	82x99x36				97x99x36		

□=5, 12, 24, 48

□=12, 24, 48

100~3200W High Reliability Medical Enclosed Type

MSP Series



100~1000W Features

- Universal full range input: 85~264VAC
- **Medical safety approved (2x MOOP)**
- Built-in active PFC function
- Withstand 300VAC surge input for 5 secs.
- Protections: Short circuit/Overload/Over voltage/Over temp.
- Built-in constant current limiting circuit
- Built-in remote sense function/remote ON-OFF control (MSP-200/300/4500/600/1000)
- Current sharing up to 4 units (MSP-600-24/36/48, MSP-1000)
- No load power consumption <0.5W~0.8W
- Stand by 5V@0.3A (MSP-200/300/4500/600/1000)
- Built-in DC OK signal (MSP-300/4500/600/1000)
- **5 years warranty**

1600~3200W Features

- Universal full range input: 85~264VAC for MSP-1600
85~305VAC for MSP-3200
- Built-in **CANBus** protocol
- **-40~+85°C** wide range operation temperature
- Extremely low leakage current <500μA, 2 x MOOP, suitable for **BF** medical applications
- Protections: Short circuit/Overload/Over voltage /Over temperature
- Built-in Remote ON/OFF control/Remote SenseDCOK signal/OTP alarm signal/12Vaux power
- Over voltage category III (**OVC III**)
- Operating altitude up to 5000 meters
- Built-in intelligent fan speed control, **low noise <38~45dB**
- **PCB Conformal coating**
- **5 years warranty**

Models



Model No.	MSP-100	MSP-200	MSP-300	MSP-450	MSP-600	MSP-1000
Vout / Iout	3.3V, 0~20A	3.3V, 0~40A	3.3V, 0~60A	3.3V, 0~90A	3.3V, 0~120A	12V, 0~80A
	5V, 0~17A	5V, 0~35A	5V, 0~60A	5V, 0~90A	5V, 0~120A	15V, 0~64A
	7.5V, 0~13.5A	7.5V, 0~26.7A	7.5V, 0~40A	7.5V, 0~60A	7.5V, 0~80A	24V, 0~42A
	12V, 0~8.5A	12V, 0~16.7A	12V, 0~27A	12V, 0~37.5A	12V, 0~53A	48V, 0~21A
	15V, 0~7A	15V, 0~13.4A	15V, 0~22A	15V, 0~30A	15V, 0~43A	
	24V, 0~4.5A	24V, 0~8.4A	24V, 0~14A	24V, 0~18.8A	24V, 0~27A	
	36V, 0~2.9A	36V, 0~5.7A	36V, 0~9A	36V, 0~12.5A	36V, 0~17.5A	
	48V, 0~2.2A	48V, 0~4.3A	48V, 0~7A	48V, 0~9.5A	48V, 0~13A	
Dimension (mm)	159x97x38	199x98x38	199x105x41	218x105x41	218x105x63.5	218x105x63.5

Model No.	MSP-1600 NEW	MSP-3200 COMING SOON
Vout / Iout	12V, 0~125A	12V, 0~240A
	24V, 0~67A	15V, 0~200A
	36V, 0~44.5A	24V, 0~133A
	48V, 0~33.5A	27V, 0~118A
		36V, 0~89A
		48V, 0~67A
Dimension (mm)	310x85x41	325.8x107x41

HDR Series

15~150W Step Shape DIN Rail Power



HDR-15

HDR-30

HDR-60

HDR-100

HDR-150



Spec

Features

- Universal full range input: 85~264VAC (277 VAC operational)
- Isolation Class II
- DIN Rail: TS-35/7.5 or TS-35/15
- Cooling by free air convection
- Protections: Short circuit/Overload/Over voltage
- No load power consumption <math>< 0.3W</math>
- Class 2 power unit/Pass LPS (HDR-15/30/60/100)
- Over voltage category III
- DC output voltage adjustable
- LED indicator for power on
- 3 years warranty

Models



Model No.	HDR-15	HDR-30	HDR-60	HDR-100	HDR-100-N	HDR-150
Vout / Iout	5V, 0~2.4A	5V, 0~3A	5V, 0~6.5A	12V, 0~7.1A	12V, 0~7.5A	12V, 0~11.3A
	12V, 0~1.25A	12V, 0~2A	12V, 0~4.5A	15V, 0~6.13A	15V, 0~6.5A	15V, 0~9.5A
	15V, 0~1A	15V, 0~2A	15V, 0~4A	24V, 0~3.83A	24V, 0~4.2A	24V, 0~6.25A
	24V, 0~0.63A	24V, 0~1.5A	24V, 0~2.5A	48V, 0~1.92A	48V, 0~2.1A	48V, 0~3.2A
	48V, 0~0.32A	48V, 0~0.75A	48V, 0~1.25A			
Dimension (mm)	17.5x90x54.5	35x90x54.5	52.5x90x54.5	70x90x54.5	70x90x54.5	105x90x54.5

HDR-100: 92W max., pass LPS

HDR-100-xxN: 100W max., non-LPS with a wide output adjustable range

10~96W Ultra Slim DIN Rail Power

MDR Series

DIN Rail Type-MDR Series



MDR-10

MDR-20

MDR-40

MDR-60

MDR-100



Spec

Features

- Universal full range input: 85~264VAC
- **Class I power unit**
- DIN Rail: TS-35/7.5 or TS-35/15
- Cooling by free air convection
- Protections: Short circuit/Overload/Over voltage
- Built-in active PFC and over temp. protection (MDR-100)
- **Div 2 Hazardous Locations T4 (MDR-40/60)**
- No load power consumption <0.75~1W
- DC OK signal output (MDR-10/20)
- DC OK relay contact (MDR-40~100)
- DC output voltage adjustable (MDR-20~100)
- LED indicator for power on
- 3 years warranty

Models



Model No.	MDR-10	MDR-20	MDR-40	MDR-60	MDR-100
Vout / Iout	5V, 0~2A	5V, 0~3A	5V, 0~6A	5V, 0~10A	12V, 0~7.5A
	12V, 0~0.84A	12V, 0~1.67A	12V, 0~3.33A	12V, 0~5A	24V, 0~4A
	15V, 0~0.67A	15V, 0~1.34A	24V, 0~1.7A	24V, 0~2.5A	48V, 0~2A
	24V, 0~0.42A	24V, 0~1A	48V, 0~0.83A	48V, 0~1.25A	
Dimension (mm)	22.5x90x100	22.5x90x100	40x90x100	40x90x100	55x90x100

HDR vs. MDR

Difference Series	Casing Type	Protection Classes	Over Voltage Category	Working Temp.
HDR	Step Shape	Class II	OVC III	-30~+70°C
MDR	Ultra Slim	Class I	-----	-20~+70°C

XDR-E/XDR Series

AC/DC Ultra Slim
High Reliability DIN Rail Power

NEW



XDR-75(E) XDR-120(E) XDR-150E XDR-240(E) XDR-480(E) XDR-960(E)



Comparison Chart



Spec



Cost-Effective: XDR-E

- Universal full range input:85~264VAC
- Built-in active PFC (240~960W)
- Ultra slim design: width ranging from 30~96 mm (by model)
- Global certificate in multi-fields
- 89~96% high efficiency and <math><1W\sim3.9W</math> low power consumption (by model)
- Built-in parallel function (XDR-480E/960E)
- -40~+70°C wide range operation temperature (>+50°C derating)
- Protections: Short circuit /Overload / Over voltage/Over Temp.
- Over voltage category III (OVC III)
- Operating altitudes up to 5000 meters
- 3 years warranty



High-End Flagship: XDR

- Universal full range input:85~305VAC
- Built-in active PFC(120~960W)
- Ultra slim design: width ranging from 30~96 mm (by model)
- Global certificates in multi-fields (ITE 62368-1,Industrial 61558-1/-2-16,61010) & Marine DNV, SEMI F47,CID2 HazLoc approved.
- 200% peak power capability
- 600% transient peak current capability
- -40~+85°C wide range operation temperature (>+60°C derating)
- 91~96% high efficiency and <math><1W\sim3W</math> low power
- Built-in parallel function(XDR-240~960W)
- Built-in remote ON/OFF control and DC OK relay contact
- Over voltage category III (OVC III)
- Protections: Short circuit /Overload / Over voltage/Over Temp.
- operating altitudes up to 5000 meters
- PCB conformal coating
- 5 years warranty

Models



Model No.	XDR-75E	XDR-120E	XDR-150E	XDR-240E	XDR-480E	XDR-960E
Vout / Iout	12V, 0~6.3A	12V, 0~10A	12V, 115VAC:0~10A 230VAC:0~11A	12V, 0~20A	12V, 0~30A	24V, 0~40A
	24V, 0~3.2A	24V, 0~5A	24V, 115VAC:0~5.2A 230VAC:0~6.5A	24V, 0~10A	24V, 0~20A	36V, 0~26.6A
	36V, 0~2.1A	36V, 0~3.33A	36V, 115VAC:0~3.46A 230VAC:0~4.33A	36V, 0~6.66A	36V, 0~13.3A	48V, 0~20A
	48V, 0~1.6A	48V, 0~2.5A	48V, 115VAC:0~2.6A 230VAC:0~3.25A	48V, 0~5A	48V, 0~10A	
Dimension (mm)	30x125.2x116	30x125.2x116	30x125.2x116	40x125.2x116	48x125.2x125	96x125.2x132

Model No.	XDR-75-xx□	XDR-120-xx□	XDR-240-xx□	XDR-480-xx□	XDR-960-xx□
Vout / Iout	12V, 0~6.3A	12V, 0~10A	12V, 0~20A	12V, 0~30A	24V, 0~40A
	24V, 0~3.2A	24V, 0~5A	24V, 0~10A	24V, 0~20A	36V, 0~26.6A
	36V, 0~2.1A	36V, 0~3.33A	36V, 0~6.66A	36V, 0~13.3A	48V, 0~20A
	48V, 0~1.6A	48V, 0~2.5A	48V, 0~5A	48V, 0~10A	
Dimension (mm)	30x125.2x116	30x125.2x116	40x125.2x116	48x125.2x125	96x125.2x132

□=Blank, LA, PI Blank: Screw Terminal LA: Lever Actuated PI: Push In

Terminal Type Options		Note
Blank	Screw Terminal	In stock
LA	Lever Actuated	In stock
PI	Push In	In stock

※The XDR-E/XDR series outperforms the SDR/NDR/EDR series with enhanced features. For new projects, please adopt the XDR-E/XDR series.

75~960W High Performance DIN Rail Power **SDR Series**



■ Features

- Universal AC input / Full range(SDR-75~480)
180~264 VAC input only (SDR-960)
- DIN Rail: TS-35/7.5 or TS-35/15
- High efficiency up to 94%
- Cooling by free air convection
- Protections: Short circuit/Overload/
Over voltage/Over temp.
- 130%~150% peak load capability
- DC output voltage adjustable
- Current sharing (7+1 for SDR-480P, 3+1 for SDR-960)
- Built-in DC OK relay contact (Except for SDR-75)
- Built-in constant current limiting circuit
- Comply with SEMI-F47
- EN61000-6-2 (EN50082-2) industrial immunity level
- UL508(industrial control equipment) approved
- 3 years warranty

■ Models



Model No.	SDR-75	SDR-120	SDR-240	SDR-480□	SDR-960
Vin	88~264VAC	88~264VAC	88~264VAC	90~264VAC	180~264VAC
Vout / Iout	12V, 0~6.3A	12V, 0~10A	24V, 0~10A	24V, 0~20A	24V, 0~40A
	24V, 0~3.2A	24V, 0~ 5A	48V, 0~5A	48V, 0~10A	48V, 0~20A
	48V, 0~1.6A	48V, 0~2.5A			
Dimension (mm)	32x125.2x102	40x125.2x113.5	63x125.2x113.5	85.5x125.2x128.5	110x125.2x150

□=blank, P ; Blank: basic function, P: with parallel function

NDR/EDR Series

75~480W Economical DIN Rail Power



NDR-75 NDR-120 NDR-240 NDR-480



EDR-75 EDR-120 EDR-150



NDR Spec



EDR Spec

Features

- Universal full range input:90~264VAC
- DIN Rail: TS-35/7.5 or TS-35/15
- Built-in active PFC (NDR-240/480)
- Cooling by free air convection
- Protections: Short circuit/Overload/Over voltage/Over temp.
- DC output voltage adjustable
- Built-in constant current limiting circuit
- EN61000-6-2 (EN50082-2) industrial immunity level
- UL508 (industrial control equipment) approved
- LED indicator for power on
- 3 years warranty (NDR Series)
- 2 years warranty (EDR Series)

Models



Model No.	NDR-75	NDR-120	NDR-240	NDR-480
Vout / Iout	12V, 0~6.3A	12V, 0~10A	24V, 0~10A	24V, 0~20A
	24V, 0~3.2A	24V, 0~5A	48V, 0~5A	48V, 0~10A
	48V, 0~1.6A	48V, 0~2.5A		
Dimension (mm)	32x125.2x102	40x125.2x113.5	63x125.2x113.5	85.5x125.2x128.5



Model No.	EDR-75	EDR-120	EDR-150
Vout / Iout	12V, 0~6.3A	12V, 0~10A	24V, 0~6.5A/0~5.2A
	24V, 0~3.2A	24V, 0~5A	
	48V, 0~1.6A	48V, 0~2.5A	
Dimension (mm)	32x125.2x102	40x125.2x113.5	40x125.2x113.5

EDR vs. NDR

Difference Series	EMI	Working Temp.	Warranty
EDR	Class A	-20~+60 C	2 years
NDR	Class B	-20~+70 C	3 years

NEW**240~960W 3Φ Input Ultra-slim
High Reliability DIN Rail power supply**

XTR Series



Comparison Chart



Spec

DIN Rail Type-XTR Series

Features

- Three-Phase 320~600VAC wide range input (Dual phase operation possible)
- Ultra-slim design: 48~96mm width depending on model
- 150% ~ 200% peak power output capability
- High efficiency: 92%~ 96%, low no-load power consumption <2.5W~3.1W (by model)
- -40°C ~ +85°C wide range operation temperature (>+60°C derating)
- Built-in parallel function(XTR-480/960)
- DC OK signal and OR-ing FET (XTR-480 / 960)
- Over voltage category III (OVC III)
- Operating altitude up to 5000 meters
- Protections: Short circuit /Overload / Over voltage /Over temperature
- Global certificates in multi-fields (ITE 62368-1, Industrial 61558-1/-2-16,61010) & Marine DNV, SEMI F47,CID2 HazLoc approved
- PCB Conformal coating
- 5 years warranty

Models



Model No.	XTR-240○-xx□	XTR-480-xx□○	XTR-960-xx□○
Vout / Iout	12V, 0~15A	12V, 0~30A	24V, 0~40A
	24V, 0~10A	24V, 0~20A	36V, 0~26.66A
	36V, 0~6.66A	36V, 0~13.3A	48V, 0~20A
	48V, 0~5A	48V, 0~10A	
Dimension (mm)	48x125.2x125	63x125.2x125	96x125.2x132

XTR-240: ○=Blank, P Blank:basic function P: with parallel function
□=Blank, LA, PI Blank: Screw Terminal LA: Lever Actuated PI: Push In

XTR-480/960: □=Blank, LA, PI Blank: Screw Terminal LA: Lever Actuated PI: Push In
○=Mount bracket: Blank, GL

Terminal Type Options		Note
Blank	Screw Terminal	In stock
LA	Lever Actuated	In stock
PI	Push In	In stock

※The XTR series outperforms the TDR series with enhanced features.
For new projects, please adopt the XTR series.

WDR/TDR Series

WDR: 60~480W 1Ø Wide Input DIN Rail
 TDR: 240~960W 3Ø Wide Input DIN Rail



WDR-60 WDR-120 WDR-240 WDR-480



TDR-240 TDR-480 TDR-960



WDR Spec



TDR Spec

WDR Features

- 1Ø or 2Ø phase ultra wide input range 180~550VAC
- DIN Rail: TS-35/7.5 or TS-35/15
- Built-in active PFC (WDR-240/480)
- Built-in constant current limiting circuit
- Cooling by free air convection
- Protections: Short circuit/Overload/Over voltage/Over temp.
- DC output voltage adjustable
- EN61000-6-2 (EN50082-2) industrial immunity level
- Built-in DC OK relay contact
- Over voltage category III (WDR-60)
- 3 years warranty

TDR Features

- 3Ø, 340~550VAC wide range input (2Ø operation possible)
- Slim width with 63~110 mm
- DIN Rail: TS-35/7.5 or TS-35/15
- Built-in active PFC function (TDR-480/960)
Built-in passive PFC function (TDR-240)
- High efficiency up to 94.5%
- Cooling by free air convection
- Protections: Overload/Over voltage/Over temp.
- DC output voltage adjustable
- UL508 / UL61010-1 Industrial control equipment approved
- Current sharing up to 3840W (3+1) for TDR-960
- Built-in DC OK relay contact (optional for TDR-480)
- 3 years warranty

Models



Model No.	WDR-60	WDR-120	WDR-240	WDR-480
Vout / Iout	5V, 0~10A	12V, 0~10A	24V, 0~10A	24V, 0~20A
	12V, 0~5A	24V, 0~5A	48V, 0~5A	48V, 0~10A
	24V, 0~2.5A	48V, 0~2.5A		
	48V, 0~1.25A			
Dimension (mm)	32x125.2x102	40x125.2x113.5	63x125.2x113.5	85.5x125.2x128.5



Model No.	TDR-240	TDR-480	TDR-960
Vout / Iout	24V, 0~10A	24V, 0~20A	24V, 0~40A
	48V, 0~5A	48V, 0~10A	48V, 0~20A
Dimension (mm)	63x125.2x113.5	85.5x125.2x128.5	110x125.2x150

DRA: 40W/60W Programmable DIN Rail
 DRDN: 20A/40A Redundancy Module

DRA/DRDN Series

DIN Rail Type-DRA/DRDN Series



DRA Features

- Universal full range input: 90~264VAC
- DIN Rail: TS-35/7.5 or TS-35/15
- **Output current adjustable through external 1~10VDC or PWM signal or resistance**
- Cooling by free air convection
- Protections: Overload/Over voltage/Over temp.
- Pass LPS
- DC output voltage adjustable
- LED indicator for power on
- 3 years warranty

DRDN Features

- **Support 1+1 and N+1 redundancy system**
- DIN Rail: TS-35/7.5 or TS-35/15
- Output current 20A & 40A
- Suitable for redundancy operation of 12V/24V/48V system
- Dual input / single output
- -40~+80°C ultra wide operation temp. (>+60°C derating)
- Built-in 2 channels DC OK signal and alarm relay contact
- LED indicator for power on
- 3 years warranty

Models



Model No.	DRA-40	DRA-60
Vout / Iout	12V, 0~3.34A	12V, 0~5A
	24V, 0~1.7A	24V, 0~2.5A
Dimension (mm)	40x90x100	40x90x100



Model No.	DRDN20-□	DRDN40-□
Rated Voltage/ Current	12V, 0~20A	12V, 0~40A
	24V, 0~20A	24V, 0~40A
	48V, 0~20A	48V, 0~40A
Dimension (mm)	32x125.2x102	55x125.2x113.5

□=12, 24, 48

DBUF/DUPS Series

DBUF: 20A/40A Buffer Module
 DUPS: 20A/40A Uninterruptible DC-UPS Module



DBUF Features

- Buffering with electrolytic capacitors instead of lead acid batteries
- Buffering time: 350ms@20A; 250ms@40A
- Suitable for 24VDC systems
- Buffer mode selectable by switch:
 - Fixed mode at 22VDC
 - Dynamic mode for $V_{in}-1VDC$
- Support parallel connection to extend buffering time
- $-25^{\circ}C \sim +75^{\circ}C$ wide operating temperature
- LED indicator for signal status
- 3 years warranty

DUPS Features

- Uninterruptible DC-UPS controller
- Parallel connection to DC BUS (Power supply+DC-UPS Module+Batteries+Load)
- Suitable for 24V system, up to 40A
- 2A Battery charging current
- Allows 4AH~135AH lead-acid various battery capacities
- Complete diagnostic and monitoring for DC BUS OK, battery discharge, battery fail
- Protections: Battery reverse polarity / Short circuit(By internal fuse) / Battery discharge / Over discharge current
- Cooling by free air convection
- LED indicator for signal status
- 3 years warranty

Models

CB c us

Model No.	DBUF20-24	DBUF40-24
DC Operating Voltage Range	22~29VDC	22~29VDC
Buffer Time	350ms@20A	250ms@40A
	700ms@10A	500ms@20A
	45s@0.1A	42s@0.1A
Dimension (mm)	63x125.2x114.9	63x125.2x114.9

Model No.	DUPS20	DUPS40
DC BUS Voltage	24~29VDC	24~29VDC
DC BUS Current	20A	40A
Dimension (mm)	40x125.2x113.5	63x125.2x113.5

16A/28A AC Inrush Current Limiter

ICL Series



ICL-16R



ICL-28R



ICL-16L



ICL-28L



Spec

Features


- ICL-16R/L: 23A inrush current limiting, **16A** continuous
- ICL-28R/L: 48A inrush current limiting, **28A** continuous
- 180~264VAC input
- Integrated bypass relay, no simple NTC
- Internal thermal protection
- DIN Rail: TS-35/7.5 or 15 (ICL-16R/28R)
- -30°C~+70°C wide operating temperature
- Over voltage category III
- Operating altitude up to 5000 meters
- 3 years warranty

Models



Model No.	ICL-16R	ICL-16L	ICL-28R	ICL-28L
Inrush Current	16A	16A	28A	28A
Type.	DIN Rail	Terminal Block	DIN Rail	Terminal Block
Dimension (mm)	35x90x54.5(WxHxD)	175x42x24(LxWxH)	52.5x90x54.5(WxHxD)	175x42x24(LxWxH)

Example of Application




For the number of power supplies being able to be connected to ICL-16R/L and ICL-28R/L, please refer to the installation manual.

IOB Series


5~15W AC-DC Industrial Ultra-Compact On Board Type Power Module

NEW

IOB-05



IOB-15-xxA



IOB-15-xxB



IOB-15-xxC



Spec

Features

- 85~305VAC input (277VAC available)
- No load power consumption 0.15~0.25W
- -40~+85°C wide operating temperature
- Protections: Short circuit/Overload /Over voltage
- Compliance to BS/EN 55032 requires additional components.
- Cooling by free air convection
- Safety Class II
- 3 years warranty

Models



Model No.	IOB-05	IOB-15-xx□
Vout / Iout	3.3V, 0.1~1A	3.3V, 0~3A
	5V, 0.1~1A	5V, 0~2.8A
	9V, 0.056~0.56A	9V, 0~1.67A
	12V, 0.042~0.42A	12V, 0~1.25A
	15V, 0.034~0.34A	15V, 0~1A
	24V, 0.021~0.21A	24V, 0~0.625A
Dimension (mm)	26.4x14.73x11 (1.03"x0.57"x0.43")	A : 44.5x25x15 (1.751"x0.984"x0.59") B : 44.5x25.5x15(1.751"x1.003"x0.59") C : 44.5x23x15.5 (1.751"x0.905"x0.61")

□=A, B, C A: Edge Connector B: Vertical C: Horizontal


5~30W Medical Grade PCB-Mounted MFM Series




MFM-05/10



MFM-15/20



MFM-30



Spec

Features

- Universal full range input: 80~264VAC
- Cheap bare board
- **Medical safety approved (2xMOPP)**
- Suitable for **BF** application
- Protections: Short circuit/Overload/Over voltage/Over temp. (Except for MFM-30)
- **Extremely low leakage current**
- No load power consumption $<0.075\sim0.1W$
- EMI class B for Class II configuration
- $-40\sim+85^{\circ}C$ wide range working temp.
- Miniature size, high power density
- Provide 110% peak power for 10 secs.
- No minimum load required
- 3 years warranty

Models



Model No.	MFM-05	MFM-10	MFM-15	MFM-20	MFM-30
Vout / Iout	3.3V, 1.25A	3.3V, 2.5A	3.3V, 3.5A	3.3V, 4.5A	3.3V, 6A
	5V, 1A	5V, 2A	5V, 3A	5V, 4A	5V, 6A
	12V, 0.42A	12V, 0.85A	12V, 1.25A	12V, 1.8A	12V, 2.5A
	15V, 0.33A	15V, 0.67A	15V, 1A	15V, 1.4A	15V, 2A
	24V, 0.23A	24V, 0.42A	24V, 0.63A	24V, 0.9A	24V, 1.3A
					48V, 0.63A
Dimension (mm)	42x22.3x20.5	42x22.3x20.5	49x23.8x23	49x23.8x23	65.5x35x23


Product Roadmap of Universal PCB

ITE: EPS/EPP Series; Medical: RPS/D/T Series;
ITE + Medical + Household Appliances: LOP Series

3" x 2"	<p>EPS-25/35 EPS-45S/65S RPS-30/45/65</p>	<p>EPP-120S RPS-120S</p>				
4" x 2"	<p>EPS-45/65 RPS/D/T-60</p>	<p>EPP-100 EPS-120 RPS-120</p>	<p>EPP-150 EPP-200 RPS-200 LOP-200</p>	<p>LOP-300</p>		
5" x 3"	<p>RD/T-45/65 RPS/D/T-75</p>	<p>PPT-125 RPS/T-160</p>	<p>EPP-300 RPS-300</p>	<p>EPP-400 RPS-400 LOP-400</p>	<p>EPP-500 RPS-500 LOP-500</p>	<p>LOP-600</p>

※The LOP series are next-generation PCB-type power supplies offering enhanced performance compared to the EPP-100/150/200/300/400 series.

MPM Series 5~90W Medical Grade PCB-Mounted Module



Features

- Universal full range input: 85~264VAC
- Fully isolated plastic case
- **Medical safety approved (2xMOPP)**
- Suitable for **BF** application with appropriate system consideration
- Protections: Short circuit/Overload/Over voltage/Over temp.
- **Extremely low leakage current**
- No load power consumption **<0.075~0.1W**
- EMI class B for class II configuration
- **-40~+85°C** wide range working temperature
- Miniature size, high power density
- Provide 110% peak power for 10 secs.
- **Glue filling, dustproof, waterproof, shockproof**
- No minimum load required
- 3 years warranty

Models



Model No.	MPM-05	MPM-10	MPM-15	MPM-20
Vout / Iout	3.3V, 1.25A	3.3V, 2.5A	3.3V, 3.5A	3.3V, 4.5A
	5V, 1A	5V, 2A	5V, 3A	5V, 4A
	12V, 0.42A	12V, 0.85A	12V, 1.25A	12V, 1.8A
	15V, 0.33A	15V, 0.67A	15V, 1A	15V, 1.4A
	24V, 0.23A	24V, 0.42A	24V, 0.63A	24V, 0.9A
Dimension (mm)	45.7x25.4x21.5	45.7x25.4x21.5	52.4x27.2x24	52.4x27.2x24

Model No.	MPM-30-x□	MPM-45-x□	MPM-65-x□	MPM-90-x□
Vout / Iout	3.3V, 6A	5V, 8A	5V, 10A	12V, 6.7A
	5V, 6A	12V, 3.75A	12V, 5.42A	15V, 5.67A
	12V, 2.5A	15V, 3A	15V, 4.33A	24V, 3.75A
	15V, 2A	24V, 1.88A	24V, 2.71A	48V, 1.88A
	24V, 1.3A	48V, 0.94A	48V, 1.36A	
	48V, 0.63A			
Dimension (mm)	PCB mounting: 69.5x39x24 Screw I/O: 91x39.5x28.5		PCB mounting: 87x52x29.5 Screw I/O: 109x52x33.5	

□ = Blank, ST; Blank: PCB mounting, ST: Screw terminal style

1~90W Industrial Grade PCB-Mounted Module **IRM Series**



■ Features

- Universal full range input: 85~305VAC
- Fully isolated plastic case
- No load power consumption <0.075~0.3W
- Miniature size, high power density
- Protections: Short circuit/Overload/Over voltage
- Cooling by free air convection
- Isolation Class II
- OVCIII (IRM-30~90)
- EMI BS EN/EN 55032 Class B, without additional components
- Glue filling, dustproof, waterproof, 5G vibration test
- High operating temperature up to +85°C
- Pass LPS
- (Except for IRM45/60-5 & IRM-90)
- PCB, chassis or screw terminal mounting version (IRM-30~90ST)
- 3 years warranty

■ Models




Model No.	IRM-01	IRM-02-x□	IRM-03-x□	IRM-05	IRM-10	IRM-15
Vout / Iout	3.3V, 0~0.3A	3.3V, 0~0.6A	3.3V, 0~0.9A	3.3V, 0~1.25A	3.3V, 0~2.5A	3.3V, 0~3.5A
	5V, 0~0.2A	5V, 0~0.4A	5V, 0~0.6A	5V, 0~1A	5V, 0~2A	5V, 0~3A
	9V, 0~0.111A	9V, 0~0.222A	9V, 0~0.333A	12V, 0~0.42A	12V, 0~0.85A	12V, 0~1.25A
	12V, 0~0.083A	12V, 0~0.167A	12V, 0~0.25A	15V, 0~0.33A	15V, 0~0.67A	15V, 0~1A
	15V, 0~0.067A	15V, 0~0.133A	15V, 0~0.2A	24V, 0~0.23A	24V, 0~0.42A	24V, 0~0.63A
	24V, 0~0.042A	24V, 0~0.083A	24V, 0~0.125A			
Dimension (mm)	PCB: 33.7x22.2x15S	PCB: 33.7x22.2x15 SMD: 33.7x22.2x16	PCB: 37x24x15 SMD: 37x24x16	45.7x25.4x21.5		52.4x27.2x24

□=Blank, S Blank: PCB mounting style S: SMD type

Model No.	IRM-20	IRM-30-x□	IRM-45-x□	IRM-60-x□	IRM-90x□
Vout / Iout	3.3V, 0~4.5A	5V, 0~6A	5V, 0~8A	5V, 0~10A	12V, 0~6.7A
	5V, 0~4A	12V, 0~2.5A	12V, 0~3.8A	12V, 0~5A	15V, 0~6.23A
	12V, 0~1.8A	15V, 0~2A	15V, 0~3A	15V, 0~4A	24V, 0~3.75A
	15V, 0~1.4A	24V, 0~1.3A	24V, 0~1.9A	24V, 0~2.5A	48V, 0~1.88A
	24V, 0~0.9A	48V, 0~0.63A	48V, 0~0.94A	48V, 0~1.25A	
Dimension (mm)	52.4x27.2x24	PCB mounting: 69.5x39x24 Screw I/O: 91x39.5x28.5	PCB mounting: 87x52x29.5 Screw I/O: 109x52x33.5		

□=Blank, ST Blank: PCB mounting style ST: Screw terminal style

RPS Series 30~200W Single Output Medical Grade PCB Type



Spec

Features

- 3" x 2", 4" x 2", 5" x 3" compact size
- Class I or Class II configuration
- Medical safety approved (2xMOPP)
- Built-in Active PFC (RPS-120S/160/200)
- Suitable for BF application with appropriate system consideration
- Extremely low leakage current
- Built-in Power Good/Power Fail signal output (RPS-160)
- Remote voltage compensation function (RPS-160 5~15V)
- No load power consumption <math>< 0.1W \sim 0.75W</math>
- Protections: Short circuit/Overload/Over voltage/Over temp.(120~200W)
- 12V auxiliary output (RPS-120/200)
- 5V/0.8A auxiliary power output (RPSG-160)
- LED indicator for power on (Except for RPS-60)
- 110~125% peak load capability
- 3 years warranty

Models



3" x 2"				
Model No.	RPS-30 (Convection/Peak 10 sec.)	RPS-45 (Convection/Peak 10 sec.)	RPS-65 (Convection/Peak 10 sec.)	RPS-120S (Convection/Peak 10 sec.)
Vin	80~264VAC	80~264VAC	80~264VAC	80~264VAC
Vout / Iout	3.3V, 6A / 6.6A	3.3V, 8A / 8.8A	3.3V, 10A / 11A	12V, 9.5A / 11.8A
	5V, 6A / 6.6A	5V, 8A / 8.8A	5V, 10A / 11A	15V, 7.6A / 9.5A
	7.5V, 4A / 4.4A	7.5V, 5.4A / 5.95A	7.5V, 8A / 8.8A	24V, 5A / 6.25A
	12V, 2.5A / 2.75A	12V, 3.8A / 4.18A	12V, 5.42A / 5.96A	27V, 4.44A / 5.55A
	15V, 2A / 2.2A	15V, 3A / 3.3A	15V, 4.34A / 4.77A	48V, 2.5A / 3.125A
	24V, 1.25A / 1.375A	24V, 1.9A / 2.1A	24V, 2.71A / 2.98A	
48V, 0.625A / 0.687A	48V, 0.94A / 1.03A	48V, 1.36A / 1.49A		
Dimension (mm)	76.2x50.8x24	76.2x50.8x24	76.2x50.8x24	76.2x50.8x28

4" x 2"			5" x 3"		
Model No.	RPS-60 (Convection/Peak 10 sec.)	RPS-120-x□ (Convection/10CFM)	RPS-200-x□ (Convection/10CFM)	RPS-75 (Rated / 23.5CFM)	RPS-160 (Convection/20.5CFM)
Vin	90~264VAC	80~264VAC	80~264VAC	90~264VAC	90~264VAC
Vout / Iout	3.3V, 10A / 11A	12V, 7A / 10A	12V, 11.7A / 16.7A	3.3V, 15A / 20A	5V, 20A / 30A
	5V, 10A / 11A	15V, 5.6A / 8A	15V, 9.4A / 13.4A	5V, 14A / 18.7A	12V, 9.1A / 12.9A
	12V, 5A / 5.5A	24V, 3.5A / 5A	24V, 5.9A / 8.4A	12V, 6.3A / 8.3A	15V, 7.3A / 10.3A
	15V, 4A / 4.4A	27V, 3.15A / 4.5A	27V, 5.3A / 7.5A	15V, 5A / 6.7A	24V, 4.6A / 6.5A
	24V, 2.5A / 2.75A	48V, 1.75A / 2.5A	48V, 3A / 4.2A	24V, 3.2A / 4.2A	48V, 2.3A / 3.25A
	48V, 1.25A / 1.375A			36V, 2.1A / 2.8A	
			48V, 1.6A / 2.1A		
Dimension (mm)	101.6x50.8x29	PCB:101.6x50.8x29 Case:103.4x62x40	PCB:101.6x50.8x29 Case:103.4x62x40	127x76.2x31	127x76.2x34.6

□=Blank, -C Blank:PCB type (standard) -C:Enclosed type (optional)
 ○=Blank, G Blank:Without 5Vsb G:With 5Vsb & no load power consumption< 0.5W

300~500W Single Output Medical Grade PCB Type

RPS Series



RPS-300
127x76.2x35mm
(5"x 3")



RPS-400
127x76.2x35mm
(5"x 3")



RPS-500
127x76.2x41mm
(5"x 3")




RPS-300-x-C
RPS-400-x-C
RPS-500-x-C
130x86x43mm



RPS-400-x-TF
RPS-500-x-TF
130x86x66.5mm



RPS-400-x-SF
RPS-500-x-SF
160x86x43mm



Spec

Features

- 5" × 3" compact size
- Built-in Active PFC
- Medical safety approved (2x MOPP)
- Suitable for BF application with appropriate system consideration
- Class I or Class II configuration
- Protections: Short circuit/Overload/Over voltage/Over temp.
- Extremely low leakage current
- Built-in P.G & P.F signal output and remote sense function
- No load power consumption < 0.5W by PS-ON only
- 12V for external FAN supply
- 5V/1A standby output
- LED indicator for power on
- PCB, Enclosed, Enclosed with top FAN / Side FAN
- Various installation options
- 3 years warranty

Models



5" x 3"			
Model No.	RPS-300-x○ (Convection / 20.5CFM)	RPS-400-x□ (Convection/25CFM)	RPS-500-x□ (Convection/25CFM)
Vout / Iout	12V, 16.67A / 25A	12V, 20.8A / 33.3A	12V, 26.7A / 41.6A
	15V, 13.33A / 20A	15V, 16.7A / 26.7A	15V, 21.3A / 33.3A
	24V, 8.33A / 12.5A	18V, 13.9A / 22.3A	18V, 17.8A / 27.8A
	27V, 7.4A / 11.12A	24V, 10.5A / 16.7A	24V, 13.4A / 20.8A
	48V, 4.17A / 6.25A	27V, 9.3A / 14.9A	27V, 11.9A / 18.5A
		36V, 7A / 11.2A	36V, 8.9A / 13.9A
		48V, 5.3A / 8.4A	48V, 6.7A / 10.4A

○=Blank,-C Blank:PCB type -C:Enclosed type

□=Blank,-C,TF,SF Blank: PCB type -C: Enclosed type TF: Enclosed type with fan on the top
SF: Enclosed type with fan on the side

RPD/T & MPQ Series

2~4 Output Medical Grade PCB Type



RPD/T-60
101.6x50.8x29mm
(4"x2")



RPD/T-75
127x76.2x31mm
(5"x3")




RPT-160
127x76.2x34.6mm
(5"x3")



RPT-160-C
127x76.2x34.6mm
(Optional)



MPQ-200
177.8x107.2x35.5mm
(7"x 4.2")



Spec

Features

- 4"x 2", 5"x 3" Compact Size
- Class I or Class II configuration
- Medical safety approved (2xMOPP)
- Built-in Active PFC (RPT-160, MPQ-200)
- Suitable for BF application
- Extremely low leakage current
- Built-in P.G & P.F signal output (RPT-160)
- No load power consumption <math>< 0.1W \sim 0.75W</math>
- Protections: Short circuit/Overload/Over voltage/Over temp.(RPT-160/MPQ-200)
- 5V/0.8A standby output (RPT-160)
- LED indicator for power on (Only RPT-160/MPQ-200)
- 3 years warranty

Models

Dual Output



Model No.	Output Number	RPD-60A	RPD-60B	RPD-75A	RPD-75B
Vout / Iout	CH1	5V, 0.5~5.5A	5V, 0.5~3.85A	5V, 1~9.5A	5V, 1~6.8A
	CH2	12V, 0.1~2.2A	24V, 0.1~1.65A	12V, 0.3~4A	24V, 0.2~2.7A

Triple Output

Model No.	Output Number	RPT-60A	RPT-60B	RPT-60C	RPT-60D	RPT-6003
Vout / Iout	CH1	5V, 0.5~4.4A	5V, 0.5~4.4A	5V, 0.5~4.4A	5V, 0.5~3.85A	3.3V, 0.5~5.5A
	CH2	12V, 0.1~2.2A	12V, 0.1~2.2A	15V, 0.1~0.65A	24V, 0.1~1.1A	5V, 0.3~3.3A
	CH3	-5V, 0.1~0.55A	-12V, 0.1~0.55A	-15V, 0.1~0.55A	12V, 0.1~0.55A	12V, 0.1~0.77A

Model No.	Output Number	RPT-75A	RPT-75B	RPT-75C	RPT-75D	RPT-7503
Vout / Iout	CH1	5V, 0.6~8A	5V, 0.6~8A	5V, 0.6~8A	5V, 0.6~7A	3.3V, 0.7~7A
	CH2	12V, 0.2~4A	12V, 0.2~4A	15V, 0.1~3A	24V, 0.1~2A	5V, 0~8A
	CH3	-5V, 0.1~1A	-12V, 0.1~1A	-15V, 0.1~1A	12V, 0.1~1A	12V, 0~1.5A

Model No.	Output Number	RPT□-160A○	RPT□-160B○	RPT□-160C○	RPT□-160D○
Vout / Iout	CH1	5V, 0.6~14A	5V, 0.6~14A	5V, 0.6~14A	5V, 0.3~11A
	CH2	12V, 0.2~5.5A	12V, 0.2~5A	15V, 0.1~3.6A	12V, 0.2~5A
	CH3	-5V, 0.1~1A	-12V, 0.1~1A	-15V, 0.1~1A	24V, 0.15~1.2A

□=Blank, G Blank:basic function G:with 5Vsb/0.8A & no load power consumption< 0.75W
○=Blank, -C Blank:PCB type (standard) -C:Enclosed type (optional)

Quad Output

Model No.	Output Number	MPQ-200B	MPQ-200C	MPQ-200D	MPQ-200F
Vout / Iout	CH1	5V, 3~18A	5V, 3~18A	5V, 3~18A	5V, 3~18A
	CH2	12V, 0.7~8.4A	15V, 0.5~6A	24V, 0.3~3.6A	24V, 0.3~3.3A
	CH3	-5V, 0~2.4A	-5V, 0~2.4A	12V, 0~2.4A	15V, 0~2.4A
	CH4	-12V, 0~2.4A	-15V, 0~2.4A	-12V, 0~2.4A	-15V, 0~2.4A

15~120W Single Output Industrial PCB Type

EPS/EPP Series



EPS-15
(2.5"x1.8")



EPS-25/35
(3"x2")



EPS-45S/65S
(3"x2")



EPP-120S
(3"x2")



EPS-45/65
(4"x2")



EPS-45-x-C
EPS-65-x-C
(4"x2")



EPS-120
(4"x2")



Spec

■ EPS Features

- Universal AC input/Full range
- No load power consumption < 0.1~0.3W
- Provide 110% peak power for 10 secs.
- Compact size, 1U low profile
- Cooling by free air convection
- Protections: Short circuit/Overload/Over voltage
- Class I or Class II installations
- -30~+70°C wide range of operating temp.
- 12V/0.5A for external FAN supply (EPS-120)
- LED indicator for power on (Except for EPS-15)
- Optional Enclosed type (EPS-45/65-C)
- 3 years warranty

■ EPP-120S Features

- 120W convection, 150W peak (10sec.)
- EMI for both Class I or Class II configuration
- -30~+85°C wide range operating temp.
- No load power consumption < 0.3W
- High efficiency up to 94%
- Protections: Short circuit/Overload/ Over voltage/Over temp.
- Operating altitude up to 5000 meters
- 3 years warranty

■ Models



Model No.	2.5"x 1.8"			3"x 2"	
	EPS-15	EPS-25	EPS-35	EPS-45S	EPS-65S
Vin	85~264VAC	85~264VAC	85~264VAC	80~264VAC	80~264VAC
Vout / Iout	3.3V, 0~3A	3.3V, 0~5A	3.3V, 0~6A	3.3V, 0~8A	3.3V, 0~10A
	5V, 0~3A	5V, 0~5A	5V, 0~6A	5V, 0~8A	5V, 0~10A
	7.5V, 0~2A	7.5V, 0~3.4A	7.5V, 0~4.7A	7.5V, 0~5.4A	7.5V, 0~8A
	12V, 0~1.25A	12V, 0~2.1A	12V, 0~3A	12V, 0~3.8A	12V, 0~5.42A
	15V, 0~1A	15V, 0~1.7A	15V, 0~2.4A	15V, 0~3A	15V, 0~4.34A
	24V, 0~0.625A	24V, 0~1.05A	24V, 0~1.5A	24V, 0~1.9A	24V, 0~2.71A
	27V, 0~0.56A	27V, 0~0.95A	27V, 0~1.3A	48V, 0~0.94A	48V, 0~1.36A
	36V, 0~0.42A	36V, 0~0.7A	36V, 0~1A		
48V, 0~0.313A	48V, 0~0.53A	48V, 0~0.75A			
Dimension (mm)	63.5x45.7x24	76.2x50.8x24	76.2x50.8x24	76.2x50.8x24	76.2x50.8x24

Model No.	4"x 2"		3"x 2"	
	EPS-45-x□	EPS-65-x□	EPS-120	EPP-120S (Convection/Peak 10 sec.)
Vin	90~264VAC	90~264VAC	80~264VAC	80~264VAC
Vout / Iout	3.3V, 8A	3.3V, 11A	12V, 7A	12V, 9.5A / 11.8A
	5V, 8A	5V, 11A	15V, 5.6A	15V, 7.6A / 9.5A
	7.5V, 5.4A	7.5V, 8A	24V, 3.5A	24V, 5A / 6.25A
	12V, 3.75A	12V, 5.42A	27V, 3.15A	27V, 4.44A / 5.55A
	15V, 3A	15V, 4.34A	48V, 1.75A	48V, 2.5A / 3.125A
	24V, 1.9A	24V, 2.71A		
	36V, 1.25A	36V, 1.81A		
	48V, 1A	48V, 1.36A		
Dimension (mm)	PCB: 101.6x50.8x29 ; Case: 103.4x62x37		101.6x50.8x29	76.2x50.8x28

□=Blank, -C Blank:PCB type -C:Enclosed type

LOP Series

200~600W Low Profile Single Output PCB Type with PFC

LOP-200
(4"x2")LOP-300
(4"x2")LOP-400
(5"x3")LOP-500
(5"x3")LOP-600
(5"x3")

Spec

Features

- 80~264VAC input, with PFC function
- No load power consumption < 0.5W
- 150% peak power capability
- Class I or Class II installation
- High efficiency up to 95%
- Protections: Short circuit/Overload/Over voltage/Over temp.
- Ultra low profile design (25.4~33.5mm)
- -40~+80°C wide range of operating temp.
- OVC III
- Operating altitude up to 5000 meters
- IEC/EN/UL 62368-1, 60601-1, IEC/EN 60335-1, 61558 & CCC GB4943.1 approved
- 3 years warranty

Models



4"x2"		
Model No.	LOP-200 (Convection/10.98 CFM/Peak 3 sec.)	LOP-300 (Convection/10.98 CFM/Peak 3 sec.)
Vout / Iout	12V, 11.7A/16.7A/25A	12V, 15A/25A/37.5A
	15V, 9.4A/13.4A/20A	15V, 12A/20A/30A
	18V, 7.8A/11.1A/16.7A	18V, 10A/16.7A/25A
	24V, 5.9A/8.4A/12.5A	24V, 7.5A/12.5A/18.8A
	27V, 5.3A/7.5A/11.1A	27V, 6.7A/11.1A/16.7A
	36V, 3.9A/5.6A/8.3A	30V, 6A/10A/15A
	48V, 3A/4.2A/6.3A	36V, 5A/8.3A/12.5A
	54V, 2.7A/3.8A/5.6A	48V, 3.8A/6.3A/9.4A
Dimension (mm)	101.6x50.8x25.4	

5"x3"			
Model No.	LOP-400 (Convection/23 CFM/Peak 3 sec.)	LOP-500 (Convection/23 CFM/Peak 3 sec.)	LOP-600 (Convection/23 CFM/Peak 3 sec.)
Vout / Iout	12V, 20.8A/33.3A/50A	12V, 25A/41.6A/62.5A	12V, 30A/50A/75A
	15V, 16.7A/26.7A/40A	15V, 20A/33.3A/50A	15V, 24A/40A/60A
	18V, 13.9A/22.2A/33.3A	18V, 16.7A/27.8A/41.7A	18V, 20A/33.3A/50A
	24V, 10.5A/16.7A/25A	24V, 13.4A/20.8A/31.3A	24V, 16.7A/25A/37.5A
	27V, 9.3A/14.9A/22.2A	27V, 11.9A/18.5A/27.8A	27V, 14.8A/22.3A/33.3A
	36V, 7A/11.2A/16.7A	36V, 8.9A/13.9A/20.8A	36V, 11.1A/16.7A/25A
	48V, 5.3A/8.4A/12.5A	48V, 6.7A/10.4A/15.6A	48V, 8.3A/12.5A/18.8A
	54V, 4.6A/7.4A/11.1A	54V, 5.9A/9.3A/13.9A	54V, 7.4A/11.2A/16.7A
Dimension (mm)	127x76.2x27.5	127x76.2x30.5	127x76.2x33.5

※ The pricing and performance of LOP-200/300/400/500/600 series are better than EPP-100/150/200/300/400/500 series, it is highly recommended to use LOP series for new project.

50~150W Single Output Industrial PCB Type LPS/ELP/LPP Series



Features


- Universal AC input/Full range
- Built-in Active PFC (LPP-100/150,ELP-75)
- Protections: Short circuit/Overload/Over voltage
- Optional over temperature protection(LPP-150)
- Built-in remote ON-OFF control(LPS-50/75)
- Cooling by free air convection
- 2 years warranty (LPS Series)
- 3 years warranty (LPP,ELP Series)

Models



Model No.	LPS-50	LPS-75	ELP-75	LPS-100	LPP-100	LPP-150
Vin	90~264VAC	90~264VAC	90~264VAC	115/230 auto switch	85~264VAC	85~264VAC
Vout / Iout	3.3V, 0~10A	3.3V, 0~15A	3.3V, 15A	3.3V, 0~20A	3.3V, 0~20A	3.3V, 0~30A
	5V, 0~10A	5V, 0~15A	5V, 15A	5V, 0~20A	5V, 0~20A	5V, 0~30A
	12V, 0~4.2A	12V, 0~6.2A	12V, 6.25A	7.5V, 0~13.3A	7.5V, 0~13.5A	7.5V, 0~20A
	15V, 0~3.4A	15V, 0~5.0A	15V, 5A	12V, 0~8.4A	12V, 0~8.5A	12V, 0~12.5A
	24V, 0~2.1A	24V, 0~3.2A	24V, 3.15A	13.5V, 0~7.5A	13.5V, 0~7.5A	13.5V, 0~11.2A
	48V, 0~1.1A	48V, 0~1.56A	36V, 2.1A	15V, 0~6.7A	15V, 0~6.7A	15V, 0~10A
			48V, 1.6A	24V, 0~4.2A	24V, 0~4.2A	24V, 0~6.3A
				27V, 0~3.8A	27V, 0~3.8A	27V, 0~5.6A
			48V, 0~2.1A	48V, 0~2.1A	48V, 0~3.2A	
Dimension (mm)	195x55x23	222x55x30	175x60x27	222x62x32	222x62x33.6	222x75x41

PD/RPD/PID Series 25~250W Dual Output Industrial PCB Type



PD-25
(4.2"x2.4")

PD-45
(5"x3")

PD-65
(5"x3")

RPD-65
(5"x3")

PID-250
(8.7"x3.7")



Spec

Features

- Universal AC input/Full range: 90~264VAC
- Built-in active PFC function (PID-250)
- Cooling by free air convection(Except for PID-250)
- Protections:Short circuit/Overload/Over voltage(Only PID-250)/Over temp.
- 2 years warranty
- 3 years warranty (PID-250)

Models



Model No.	Output Number	PD-25A	PD-25B	PD-2505	PD-2512	PD-2515
Vout / Iout	CH1	5V, 0.2~2.5A	5V, 0.2~2A	5V, 0.1~3A	12V, 0.1~1.2A	15V, 0.1~1A
	CH2	12V, 0.1~1.5A	24V, 0.1~1A	-5V, 0.1~2.5A	-12V, 0.1~1.2A	-15V, 0.1~1A
Dimension (mm)		107x61x28				

Model No.	Output Number	PD-45A	PD-45B	PD-65A	PD-65B	RPD-65C	RPD-65D
Vout / Iout	CH1	5V, 0.4~5A	5V, 0.4~5A	5V, 0.4~7A	5V, 0.4~6.0A	12V, 0~5.8A	24V, 0~2.9A
	CH2	12V, 0.2~2.5A	24V, 0.2~1.8A	12V, 0.2~3.2A	24V, 0.2~2.6A	5V, 0~1.5A	5V, 0~1.5A
Dimension (mm)		127x76x28		127x76x42		127x76x29	

Model No.	Output Number	PID-250A	PID-250B	PID-250C	PID-250D
Vout / Iout	CH1	12V, 0~15A	24V, 0~9.4A	36V, 0~6.3A	48V, 0~4.7A
	CH2	5V, 0~5A	5V, 0~5A	5V, 0~5A	5V, 0~5A
Dimension (mm)		222x95x40			

PT-45
(5"x3")PT-65
(5"x3")PT-6503
(5"x3")RPT-65
(5"x3")PPT-125
(5"x3")

Spec

Features

- Universal AC input/Full range:90~264VAC
- Built-in Active PFC function (PPT-125)
- Optional L-bracket and cover (RPT-65 Series)
- Low leakage current<1mA (RPT-65 Series)
- PWM control and regulated (PPT-125)
- Protections:Short circuit/Overload/Over voltage (Except for RPT Series)/Over temp.(Except for PT Series)
- 2 years warranty
- 3 years warranty (PPT-125)

Models

5"x 3" Triple Output



Model No.	Output Number	PT-45A	PT-45B	PT-45C
Vout / Iout	CH1	5V, 0.4~5A	5V, 0.4~5A	5V, 0.4~5A
	CH2	12V, 0.2~2.5A	12V, 0.2~2.5A	15V, 0.2~2.3A
	CH3	-5V, 0~0.5A	-12V, 0~0.5A	-15V, 0~0.5A
Dimension (mm)		127x76x28		

Model No.	Output Number	PT-65A	PT-65B	PT-65C	PT-65D	PT-6503
Vout / Iout	CH1	5V, 0.4~7A	5V, 0.4~7A	5V, 0.4~7A	5V, 0.5~5A	3.3V, 0~7A
	CH2	12V, 0.2~3.2A	12V, 0.2~3.2A	15V, 0.2~2.6A	12V, 0.2~4A	5V, 0.2~10A
	CH3	-5V, 0~0.7A	-12V, 0~0.7A	-15V, 0~0.7A	24V, 0.2~1.3A	12V, 0~1.2A
Dimension (mm)		127x76x42				

Model No.	Output Number	RPT-65E	RPT-65F	RPT-65G
Vout / Iout	CH1	12V, 0.18~5.8A	12V, 0.18~5.8A	24V, 0.09~2.9A
	CH2	5V, 0~1.5A	5V, 0~1.5A	5V, 0~1.5A
	CH3	-5V, 0~0.7A	-12V, 0~0.7A	12V, 0~0.7A
Dimension (mm)		127x76x29		

Model No.	Output Number	PPT-125A	PPT-125B	PPT-125C	PPT-125D
Vout / Iout	CH1	3.3V, 1~12.5A	5V, 1~14.38A	5V, 1~13.75A	5V, 1~8.75A
	CH2	5V, 0.8~10A	12V, 0.3~3.75A	15V, 0.25~3.13A	24V, 0.25~3.13A
	CH3	12V, 0.05~0.63A	-12V, 0.05~0.63A	-15V, 0.05~0.63A	12V, 0.05~0.63A
Dimension (mm)		127x76.2x34.6			

25W/50W Triple Output Industrial Grade Green Adaptor (Desktop Type)

GP Series



GP25A
107.5x67x36mm



GP25B
107.5x67x36mm



GP50A
146x75.5x43mm



Spec

Features

- Universal AC input/Full range: 90~264VAC
- No load power consumption <0.3W
- Energy efficiency Level VI
- Complies with EISA 2007/DoE & EU ErP
- -20~+70°C wide range working temp.
- Class I power unit (with earth pin) for A type; Class II power unit (without earth pin) for B type
- Fully enclosed plastic case
- LED indicator for power on
- Dual output available (Optional)
- 3 years warranty

Models

Triple Output



Model No.	Output Number	GP25□13A	GP25□13D	GP25□14E
Vout / Iout	CH1	5V, 0.5~2.5A	5V, 0.5~2.5A	5V, 0.5~2.5A
	CH2	12V, 0.2~1.2A	12V, 0.2~1A	15V, 0.1~0.8A
	CH3	-5V, 0.1~0.3A	-12V, 0.1~0.3A	-15V, 0.1~0.3A

Model No.	Output Number	GP50A13A	GP50A13D	GP50A14E	GP50A58F (Optional)
Vout / Iout	CH1	5V, 0~4A	5V, 0~4A	5V, 0~4A	16V, 0.4~2A
	CH2	12V, 0.3~2A	12V, 0.3~2A	15V, 0.3~1.5A	48V, 30~150mA
	CH3	-5V, 0.1~0.5A	-12V, 0.1~0.5A	-15V, 0.1~0.5A	-16V, 0.4~2A

□=A / B; A: IEC 320-C14 / Class I, B: IEC 320-C8 / Class II

GSM Series 40~220W Medical Grade Green Adaptor (Desktop Type)



Features

- Universal AC input/Full range: 80~264VAC
- **Medical safety approved (2xMOPP)**
- Suitable for **BF** application with appropriate system consideration(Except for A-Type)
- **Extremely low leakage current**
- No load power consumption <0.075~0.3W
- **Energy efficiency VI** (GSM06, GSM18/25 5~9V for Level V)
- Fully enclosed plastic case
- A-Type Class I power (with earth pin)
- B-Type Class II power(without earth pin)
- Comply with EISA 2007/DoE, NRCAN, AU/NZ MEPS, EU ErP and meet CoC Version 5
- Working temperature up to **+70°C**
- LED indicator for power on(Except for GSM06/12)
- Protections: Short circuit/Overload/Over voltage/Over temp.
- **3 years warranty**
- **Various DC plugs & accessories available** (Refer to P.50)

Models



Model No.	GSM40□	GSM60□	GSM90□
Vout / Iout	5V, 0.1~5A	5V, 0.1~6A	12V, 0~6.67A
	7.5V, 0.1~5.34A	7.5V, 0.1~6A	15V, 0~6A
	9V, 0.1~4.45A	9V, 0.1~6A	19V, 0~4.74A
	12V, 0.1~3.34A	12V, 0.1~5A	24V, 0~3.75A
	15V, 0.1~2.67A	15V, 0.1~4A	48V, 0~1.87A
	18V, 0.1~2.22A	18V, 0.1~3.33A	
	24V, 0.1~1.67A	24V, 0.1~2.5A	
	48V, 0.1~0.84A	48V, 0.1~1.25A	
Dimension (mm)	125x50x31.5	125x50x31.5	145x60x32
	□=A / B (Desktop)	□=A / B (Desktop)	□=A / B (Desktop)

A: IEC320-C14 /Class I B: IEC 320-C8 / Class II

Model No.	GSM120□	GSM160□	GSM220□
Vout / Iout	12V, 0~8.5A	12V, 0~11.5A	12V, 0~15A
	15V, 0~7A	15V, 0~9.6A	15V, 0~13.4A
	20V, 0~6A	20V, 0~8A	20V, 0~11A
	24V, 0~5A	24V, 0~6.67A	24V, 0~9.2A
	48V, 0~2.5A	48V, 0~3.34A	48V, 0~4.6A
Dimension (mm)	167x67x35	175x72x35	210x85x46
	□=A / B (Desktop)	□=A / B (Desktop)	□=A / B (Desktop)

□=A / B A: IEC320-C14 AC / Class I B: IEC320-C8 AC / Class II

18~36W Medical Grade Green Adaptor (Wall-Mounted Type)

GSM Series



GSM18U/25U



GSM36U



B-Type E-Type



E-Type B-Type



Spec

Features

- Universal AC input/Full range: 80~264VAC
- **Medical safety approved (2xMOPP)**
- Suitable for **BF** application with appropriate system consideration
- Extremely low leakage current
- No load power consumption <0.075~0.3W
- **Energy efficiency Level VI** (GSM18/25 5~9V for Level V)
- Fully enclosed plastic case
- Class I (with earth Pin): A-Type
- Class II (without earth Pin): B/U/E-Type
- Comply with EISA 2007/DoE, NRCAN, AU/NZ MEPS, EU ErP and meet CoC Version 5
- High operating temperature up to **+70°C**
- LED indicator for power on
- Protections: Short circuit/Overload/Over voltage/Over temp.
- **3 years warranty**
- **Various DC plugs & accessories available (Refer to P.50)**

Models



Model No.	GSM18□	GSM25□	GSM36□
Vout / Iout	5V, 0~3A	5V, 0~4A	5V, 0~4.5A
	7.5V, 0~2A	7.5V, 0~2.93A	7.5V, 0~4.32A
	9V, 0~2A	9V, 0~2.77A	9V, 0~4A
	12V, 0~1.5A	12V, 0~2.08A	12V, 0~3A
	15V, 0~1.2A	15V, 0~1.66A	15V, 0~2.4A
	18V, 0~1A	18V, 0~1.38A	18V, 0~2A
	24V, 0~0.75A	24V, 0~1.04A	24V, 0~1.5A
	48V, 0~0.375A	48V, 0~0.52A	48V, 0~0.75A
Dimension (mm)	79x54x33	79x54x33	79x54x33
	□=B(Desktop) U/E(Wall-mounted)	□=B(Desktop) U/E(Wall-mounted)	□=B(Desktop) U/E(Wall-mounted)

U: American 2P E: European 2P B: IEC320-C8
 *USB Type: 5V output only

※ The pricing and performance of NGE series are better than GSM-U/E series
 It is highly recommended to use NGE series for new project.

NGE Series

12~90W AC Interchangeable Medical/ITE/Household Green Adaptor (Wall-Mounted Type)



I-Type



E-Type



U-Type



- NGE12
- NGE18
- NGE30
- NGE45
- NGE65
- NGE90



Spec

Features

- Interchangeable AC plugs (US, UK, EU, AU, CN, KR, IN plug convertible)
- Universal AC input/Full range: 80~264VAC
- Global certificates in multi-fields: ITE 62368-1, Medical 60601-1, Industrial 61558-1, Household 60335-1 safety approved
- Extremely low leakage current <math><100\mu A</math>
- Suitable for BF application with appropriate system consideration
- Ultra slim design (28~30mm)
- No load power consumption <math><0.075\sim 0.1W</math>
- Energy efficiency Level VI
- Complies with EISA 2007/DoE, EU ErP & CoC Version 5
- -30~+70°C wide range working temp.
- Protections: Short Circuit/Overload/Over Voltage
- IP21 Level
- 3 years warranty
- Various DC plugs & accessories available (Refer to P.50)

Models

Model No.	NGE12	NGE18	NGE30	NGE45	NGE65	NGE90
Vout / Iout	5V, 0~2.4A	5V, 0~3A	5V, 0~4A	5V, 0~5.63A	5V, 0~7A	12V, 0~6A
	9V, 0~1.33A	9V, 0~2A	9V, 0~3.33A	9V, 0~4.5A	9V, 0~5.96A	15V, 0~6A
	12V, 0~1A	12V, 0~1.5A	12V, 0~2.5A	12V, 0~3.75A	12V, 0~4.88A	18V, 0~5A
	15V, 0~0.8A	15V, 0~1.2A	15V, 0~2A	15V, 0~3A	15V, 0~4.34A	24V, 0~3.75A
	18V, 0~0.83A	18V, 0~1A	18V, 0~1.66A	18V, 0~2.5A	18V, 0~3.62A	48V, 0~1.85A
	24V, 0~0.625A	24V, 0~0.75A	24V, 0~1.25A	24V, 0~1.88A	24V, 0~2.71A	55V, 0~1.64A
Dimension (mm)	48x28x55		62x30x65			62x30x85

※Two output connectors: P1J and USB available for NGE12 x 05

Interchangeable AC Plug Specifically for NGE 12I~90I Series

Model NO.	NGE12Ixx- <input type="checkbox"/> =P1J <input type="checkbox"/> =USB	NGE12Exx- <input type="checkbox"/> =P1J <input type="checkbox"/> =USB	NGE12Uxx- <input type="checkbox"/> =P1J <input type="checkbox"/> =USB
AC plug	Interchangeable Type		Non-Interchangeable Type
	EU US UK AU CN KR IN		
Certificate	CB DEKRA ENEC UL US ENEC CE UK FC		CB DEKRA ENEC CE
			CB UL US FC R32110 RoHS

100W High Reliable Universal 4-Port USB PD Type-C Fast Charger NGE Series



Features

- Interchangeable AC plugs (US, UK, EU, AU, CN, KR, IN plug convertible)
- Universal AC input/Full range: 90~264VAC
- Global Certified
- USB-2C2A, 4-port independent output; supports charging of 4 devices at the same time with max. total wattage 100W
- PD/QC 3.0 Intelligent Shunt Detection 5V/9V/12V/15V/20V
- 100W USB-C to C charger cable included
- Protections: Short circuit/Overload/Over voltage/Over temp.
- Comply with EISA 2007/DoE, EU ErP, energy efficiency Level VI
- No load power consumption <0.3W
- Suitable for charging laptops, tablets, mobile phones, earphones
- Compact size: 85.5x30x62 mm
- 3 years warranty

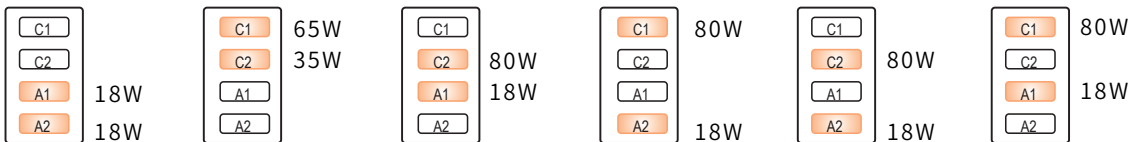


Recommended Configuration

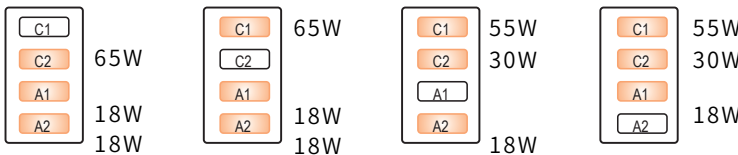
For 1 Port



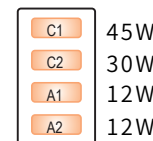
For 2 Ports



For 3 Ports



For 4 Ports



Interchangeable AC Plug Specifically for NGE 100 Series

Model NO.	NGE100						NGE100U	
AC plug	Interchangeable Type						Non-Interchangeable Type	
	EU	US	UK	AU	CN	KR	IN	
Certificate								

Application



Earphone
5V



Mobile phone
5V/9V



Tablet
9V/15V



Laptop
20V

OWA Series

60~200W IP67 Moistureproof Industrial Grade Adaptor



	E-Type			U-Type		
AC Input Plug						
DC Output Plug						



Spec

Features

- IP67 design with internal encapsulated (DC connector not excluded)
- No load power consumption <0.15W
- Energy efficiency Level VI
- -40~+70°C wide operating temperature
- E-Type: Comply with EU ErP; meet CoC Version 5
- U-Type: Comply with EISA 2007/DoE & NRCan
- Class II power (without earth pin)
- Fanless design, free air convection
- Fully enclosed plastic case
- Suitable for the electronic applications at highly dusty or damp environment
- Protections: Short circuit/Overload/Over voltage/Over temp.
- 5 years warranty

Models



Model No.	OWA-60□	OWA-90□	OWA-120□	OWA-200□
Vin	90~264VAC	90~264VAC	E Type: 180~264VAC ; U Type: 90~264VAC	
Vout / Iout	12V, 0~5A	12V, 0~7.5A	E Type: 12V, 0~9.6A	E Type: 12V, 0~15A
	15V, 0~4A	15V, 0~6A	U Type: 12V, 0~10A	U Type: 12V, 0~15A
	20V, 0~3A	20V, 0~4.5A	15V, 0~8A	20V, 0~10A
	24V, 0~2.5A	24V, 0~3.75A	20V, 0~6A	24V, 0~8.3A
	30V, 0~2A	30V, 0~3A	24V, 0~5A	36V, 0~5.55A
	36V, 0~1.67A	36V, 0~2.5A	30V, 0~4A	42V, 0~4.75A
	42V, 0~1.5A	42V, 0~2.15A	36V, 0~3.4A	48V, 0~4.17A
	48V, 0~1.25A	48V, 0~1.88A	42V, 0~2.9A	54V, 0~3.71A
	54V, 0~1.12A	54V, 0~1.67A	48V, 0~2.5A	
Dimension (mm)	130x53x35	171x63x37.5	191x63x37.5	195x68x39.5

□=E / U E: European 2P U: American 2P

Complete Supplementary Measures - Selection of Changeable DC Plug

- Flexible solution for small quantity
- Easy modification for different size of DC plug

· **Off-the-shelf and no MOQ**

※ If you can't find the required DC plug in this table, please contact MEAN WELL's sales reps.

Adaptor	Changeable DC Plug	Assembly Illustration (Example)
<p>Model No.</p> <p>NGE12~90 GST18~60 GSM06~60 GEM06~60 GE12~40 SGAS06~60 SGA12~60 GS06/15 OWA-60U/E</p>  <p>Standard DC Plug 2.1x 5.5x 11mm</p>	<p>Ordering No.</p> <p>DC PLUG-P1J-P1I 2.1x 5.5x 9.5mm DC PLUG-P1J-P1M 2.5x 5.5x 11mm DC PLUG-P1J-P1L 2.5x 5.5x 9.5mm DC PLUG-P1J-P3A 0.7x 2.35x 11mm DC PLUG-P1J-P3B 1.7x 4.0x 11mm DC PLUG-P1J-P3C 1.7x 4.75x 11mm DC PLUG-P1J-P4A 3.4x 5.5x 11x 1mm DC PLUG-P1J-P4B 4.4x 6.5x 11x 1.4mm DC PLUG-P1J-P4C 5.1x 7.4x 11x 0.6mm DC PLUG-P1J-P1IR 2.1x 5.5x 9.5mm DC PLUG-P1J-P1MR 2.5x 5.5x 11mm DC PLUG-P1J-P1LR 2.5x 5.5x 9.5mm DC PLUG-P1J-P1JR 2.1x 5.5x 11mm DC PLUG-P1M-P1MR 2.5x 5.5x 11mm DC PLUG-P1J-R6B KYCON KPPX-3P DC PLUG-P1J-R7B KYCON KPPX-4P DC PLUG-P1J-R1B 5PIN DIN</p>	
<p>Model No.</p> <p>GST90~120 GSM90</p>  <p>Standard DC Plug 2.5x 5.5x 11mm</p>	<p>Ordering No.</p> <p>DC PLUG-P1M-P1J 2.1x 5.5x 11mm DC PLUG-P1M-P1JR 2.1x 5.5x 11mm DC PLUG-P1M-R7B KYCON KPPX-4P</p>	
<p>Model No.</p> <p>GST120~220 GSM120~220 OWA-90U~200U</p>  <p>KPPX-4P Equivalent</p>	<p>Ordering No.</p> <p>DC PLUG-R7BF-P1J 2.1x 5.5x 11mm DC PLUG-R7BF-P1M 2.5x 5.5x 11mm</p>	

Note : Please refer to MEAN WELL adaptor specifications for DC plug rating and compatibility.

UMP Series

400W Configurable Modular Power



UMP-400
250x89x37 mm

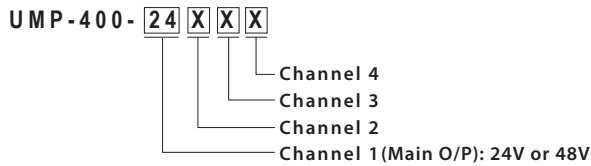


Spec

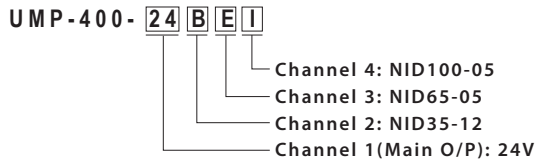
Features

- Universal AC input/Full range: 90~264VAC
- Ultra Slim 1U profile
- **Fanless design**, 400W free air convection
- **Flexible output channels with maximum 4 outputs**
- Master output channel for 24V/48VDC
- **5V/12V/15V/24V DC-DC modules configurable**
- No minimum load required
- Protections: Short Circuit/Overload/Over Voltage/Over Temp.
- -30~+70°C wide operating temperature
- LED indicator for power on
- 3 years warranty

Order Information



Example:



Model No.	Vout / Iout	Effi.
UMP-400-24	24V, 0~16.7A	88.5%*
UMP-400-48	48V, 0~8.3A	88.5%*

- *Cannot be assembled by users, please consult with MEAN WELL or dealer after selection
- *Channel 2, 3, 4 are powered by Channel 1 (Decompressed), NID35/65/100-24 is only suitable for UMP-400-48
- *Only UMP-400-24 can be configured with negative output voltage

DC-DC Model No.	Photo	Vout	Iout
A		5V	3.5A
B		12V	2.9A
C		15V	2.4A
D		24V	1.5A
E		5V	6.5A
F		12V	4.9A
G		15V	4.3A
H		24V	2.7A
I		5V	8A
J		12V	6A
K		15V	5.2A
L		24V	3.4A
M		-5V	3.5A
N		-12V	2.9A
O		-15V	2.4A
P		-5V	6.5A
Q		-12V	4.9A
R		-15V	4.3A
S		-5V	8A
T		-12V	6A
U		-15V	5.2A

650W/1200W Configurable Modular Power

NMP Series



Spec

Features

- Universal AC input/Full range: 90~264VAC
- Medical approval (2*MOPP)
- Suitable for BF application with appropriate system consideration(Touch current < 100µA/264VAC)
- 1U low profile
- **Vout and Iout programmable**
- Built-in parallel function
- Remote ON-OFF/Auxiliary DC output / Over temp. Alarm/DC OK
- Cooling by thermostatically controlled fan with fan alarm function
- Protections: Short circuit/Overload/Over voltage/ Over temperature for All Output Modules
- **5 years warranty**



NMS-240: 1-SLOT isolated single output (240W max.)

Item Code	Vout / Iout	Vdc adj.
C	5V, 0~36A	3~6V
E	12V, 0~20A	6~15V
H	24V, 0~10A	15~30V
K	48V, 0~5A	30~55V

NMD-240: 1-SLOT isolated dual output (240W max.)

Item Code	Vout / Iout	Vdc adj.
D	30V, 0~5A	3~30V
	30V, 0~5A	3~30V

Parallel Connection Accessory

FAP-009 (For NMS-240, 2 units)	
FAP-010 (For NMS-240, 3 units)	
NMS-240-P2/P3/P4/P5/P6 (to parallel NMS-240 in 2/3/4/5/6 modules)	

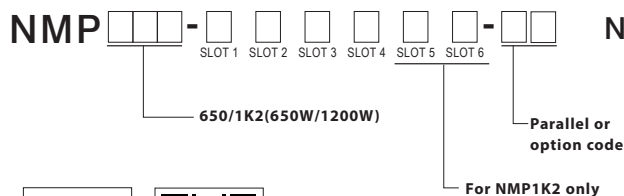
Series Connection Accessory

FAS-005 (For 1-slot modules: NMS-240)	
--	--

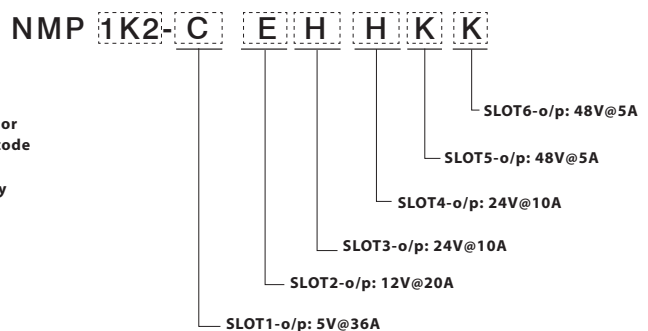
Blank Plate Accessory

Blank-NMS240	
--------------	--

Output Configuration Guide



Example:



※The pricing and performance of NMP series are better than MP series, it is highly recommended to use NMP series for new project.

■ MS-75: 1-SLOT single output (75W max.)

Item Code	Vout / Iout	Peak Iout	Vout adj.
L	3.3V, 0~15A	17.3A	2.6~4V
M	5V, 0~15A	17.3A	4~6V
N	12V, 0~6.3A	7.3A	9~13.2V
O	15V, 0~5.A	5.8A	13.2~16.8V
P	24V, 0~3.2A	3.7A	20~26.4V
Q	48V, 0~1.6A	1.8A	40~53V

■ MS-150: 1-SLOT single output (150W max.)

Item Code	Vout / Iout	Peak Iout	Vout adj.
A	2V, 0~25A	30A	1.6~2.6V
B	3.3V, 0~25A	30A	2.6~4V
C	5V, 0~25A	30A	4~6V
D	7.5V, 0~18A	20.7A	6~9V
E	12V, 0~13A	15A	9~13.2V
F	15V, 0~10A	11.5A	13.2~16.8V
G	18V, 0~8.5A	9.8A	16.8~20V
H	24V, 0~6.5A	7.5A	20~26.4V
I	27V, 0~5.8A	6.7A	25~31V
J	33V, 0~4.7A	5.4A	30~40V
K	48V, 0~3.2A	3.68A	40~53V

■ MS-210: 1-SLOT parallelable single output (210W max.)

Item Code	Vout / Iout	Peak Iout	Vout adj.
1A	2V, 0~35A	38.5A	1.6~2.6V
1B	3.3V, 0~35A	38.5A	2.6~4V
1C	5V, 0~35A	38.5A	4~6V
1D	7.5V, 0~28A	32.2A	6~9V
1E	12V, 0~17.5A	20.1A	9~13.2V
1F	15V, 0~14A	16.1A	13.2~16.8V
1G	18V, 0~11.6A	13.4A	16.8~20V
1H	24V, 0~8.75A	10.1A	20~26.4V
1I	27V, 0~7.8A	9A	25~31V
1J	33V, 0~6.4A	7.4A	30~40V
1K	48V, 0~4.4A	5.1A	40~53V

■ MS-300: 2-SLOT parallelable single output (300W max.)

Item Code	Vout / Iout	Peak Iout	Vout adj.
2A	2V, 0~50A	57.5A	1.6~2.6V
2B	3.3V, 0~50A	57.5A	2.6~4V
2C	5V, 0~50A	57.5A	4~6V
2D	7.5V, 0~40A	46A	6~9V
2E	12V, 0~25A	29A	9~13.2V
2F	15V, 0~20A	23A	13.2~16.8V
2G	18V, 0~16.7A	19.2A	16.8~20V
2H	24V, 0~12.5A	14.4A	20~26.4V
2I	27V, 0~11.2A	12.9A	25~31V
2J	33V, 0~9.1A	10.5A	30~40V
2K	48V, 0~6.3A	7.2A	40~53V

■ MS-360: 2-SLOT parallelable single output (360W max.)









Item Code	Vout / Iout	Peak Iout	Vout adj.
3A	2V, 0~60A	69A	1.6~2.6V
3B	3.3V, 0~60A	69A	2.6~4V
3C	5V, 0~60A	69A	4~6V
3D	7.5V, 0~48A	55.2A	6~9V
3E	12V, 0~30A	34.5A	9~13.2V
3F	15V, 0~24A	27.6A	13.2~16.8V
3G	18V, 0~20A	23A	16.8~20V
3H	24V, 0~15A	17.3A	20~26.4V
3I	27V, 0~13.4A	15.5A	25~31V
3J	33V, 0~11A	12.7A	30~40V
3K	48V, 0~7.5A	8.7A	40~53V

■ MD-100: 1-SLOT isolated dual output (100W max.)





Item Code	Vout / Iout	Vout adj.
R	5V, 2~10A	4.75~5.5V
	5V, 0~8A	4.75~5.5V
S	5V, 2~10A	4.75~5.5V
	12V, 0~5.8A	11.4~13.2V
T	5V, 2~10A	4.75~5.5V
	15V, 0~4.7A	14.2~16.5V
U	24V, 0.5~3A	22.8~26.4V
	5V, 0~10A	4.75~5.5V
V	24V, 0.6~3A	22.8~26.4V
	12V, 0~4.7A	11.4~13.2V
W	12V, 1~5A	11.4~13.2V
	12V, 0~5.8A	11.4~13.2V
X	15V, 1~4.7A	14.2~16.5V
	15V, 0~4.7A	14.2~16.5V

★ Peak Iout : 35% duty cycle maximum within every 10 seconds.
Average output power should not exceed the rated power.

Parallel Connection Accessory

FAP-001 (For MS-300, 2 units)	
FAP-002 (For MS-300, 3 units)	
FAP-003 (For MS-210, 2 units)	
FAP-004 (For MS-210, 3 units)	
FAP-005 (For MS-210, 4 units)	
FAP-006 (For MS-210, 5 units)	
FAP-007 (For MS-360, 2 units)	
FAP-008 (For MS-360, 3 units)	

Series Connection Accessory

FAS-001 (For 1-slot modules:MS-75/150, MD-100)	
FAS-002 (For 2-slot modules:MS-300)	
FAS-003 (For 1-slot modules: MS-210)	
FAS-004 (For 1-slot modules: MS-360)	

▶ Please use MP450-CNPOQ, MP650-1A2EHU, MP1K0-2C2CEKL-1.....etc. as the order code. For more detail information about technical issues, please refer to the user manual.

▶ Please refer to the user manual for more detail information about parallel connection and the parallel codes. About series connection, please contact us or your local MEAN WELL distributor for more details.

19" Rack Power

RCP: 1000W~2000W Rack Mountable Front End Rectifier
 RHP-1U / RKP-CMU1: 1U Distributed Power System ;
 1U Rack Mountable Control and Monitor Unit



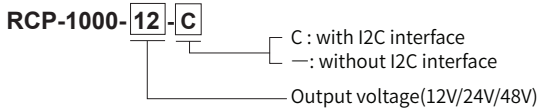
Spec

Features

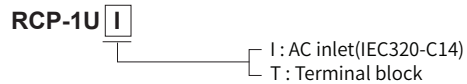
- Universal AC input/Full range: 90~264VAC
- Built-in active PFC function
- Built-in auxiliary power
- Protections: Short circuit/Overload/Over voltage/Over temp.
- Forced air cooling by built-in DC fan
- High power density up to 25W/inch³
- 1U low profile (41mm height)
- Output voltage and constant current level programmable
- Active current sharing; max. of 3 racks can be operated in parallel
- Max. parallel power:
 RCP-1000: 8KW, RCP-1600: 24KW,
 RCP-2000: 18KW
- Built-in remote ON/OFF control & remote sense function
- **Support hot swap**
- I²C serial data bus selectable; Built-in PMBus serial communication
- AC OK and DC OK signal output
- 5 years warranty

Order Information

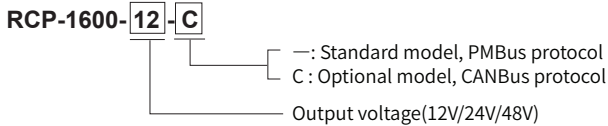
Rectifier:



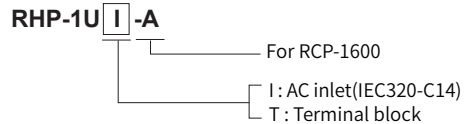
Rack Shelf:




Rectifier:



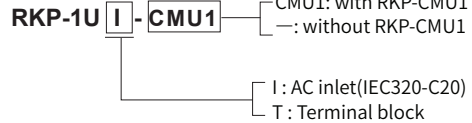
Rack Shelf:



Rectifier:



Rack Shelf:



Models



Model No.	RCP-1000	RCP-1600	RCP-2000
Vout / Iout	12V,0~60A	12V,0~125A	12V,0~100A
	24V,0~40A	24V,0~67A	24V,0~80A
	48V,0~21A	48V,0~33.5A	48V,0~42A
Dimension (mm)	295x127x41 RCP-1U:483.6x350.8x44	300x85x 41 RHP-1U:440x365x44	295x127x41 RKP-1U:483.6x350.8x44

Multi-Industry General Purpose Smart Controller 19" Rack Power



Configurable Power-CMU2/CMU3

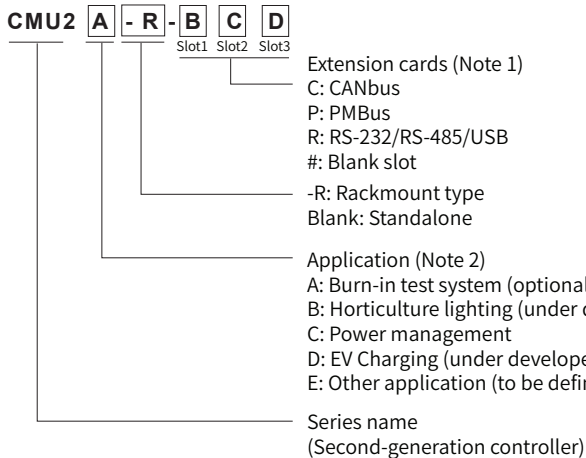
CMU2 Features

- 85~264VAC input
- Integration on system power and power management
- 2 models in 3U 19-inch rackmount and standalone configurations
- 7" TFT LCD touch panel and buttons for easy on-site operation
- Ethernet port for on-site or remote monitoring, controlling over the system
- Support PMBus, CANBus & RS-485, RS-232 communication protocols
- Four user programmable relay outputs for conventional remote monitoring or warning
- 5 years warranty

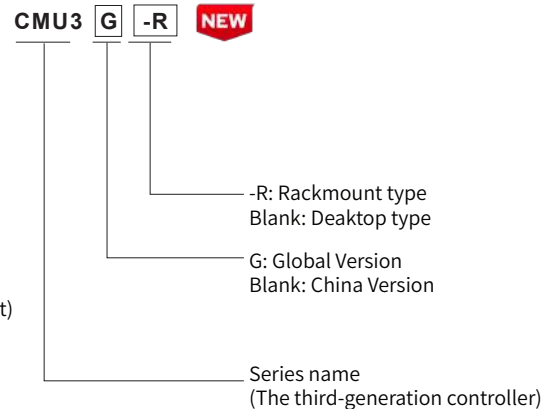
CMU3 Features NEW

- 10~28VDC input
- Both **Rack mount** and **Desktop** options are available
- **Panel-less design**, Can monitor via mobile APP
- Built-in **PMBus**, **MODBus (RS-485)**, **CANBus** and **Ethernet** communication protocols
- Support multi-Network protocols, including MODBus TCP, WebAPI and Matter
- **AWS** cloud-native & **MQTT** ready
- Advanced **AI analytics**
- Support multi-applications
- **5 years warranty**

Description



CE UK FC



GC Series

30~326W Portable Green Charger



GC30B



GC30U



GC30E



GC120



GC160



GC220



GC330



Spec

Features

- Built-in active PFC function (Except for GC30)
- Class II power (Without earth pin, GC30 Series)
Class I power (With earth pin, GC120~330 Series)
- Cooling by free air convection
- 2 pole AC inlet IEC320-C8 (GC30 Series)
3 pole AC inlet IEC320-C14 (GC120~330 Series)
- No load power consumption < 0.5~1W
- Protections: Short circuit/Overload/
Over voltage/Over temp.
- 2 color LED indicator for charging status
- Fully enclosed plastic case
- 2 years warranty

Models



Model No.	GC30□-P1J	GC120Axx○	GC160Axx○	GC220Axx○	GC330Axx-C4P
Vin	90~264VAC	85~264VAC	85~264VAC	90~264VAC	90~264VAC
Vout / Iout	4.2V, 0~4A	13.6V, 0~7.5A	13.6V, 0~10A	13.6V, 0~13.5A	40.8V, 0~8A
	5.6V, 0~3.99A	27.2V, 0~4.42A	27.2V, 0~5.89A	27.2V, 0~8A	54.4V, 0~6A
	7.2V, 0~3A	54.4V, 0~2.21A	54.4V, 0~2.95A	54.4V, 0~4A	
	8.4V, 0~3A				
	14.3V, 0~2.09A				
	16.8V, 0~1.6A				
	28.6V, 0~1.04A				
Dimension (mm)	108x67x36	167x67x35	175x72x35	210x85x46	220x95x46

□=B / U / E

○=R7B /AD1/C4P

B: IEC320-C8, U: American 2P E: European 2P

R7B: 4 pin power din AD1: Anderson connector C4P: 4 pin Extension cord

120~360W Portable & Programmable Fanless Charger ENP/ENC Series



ENP-120/180/240/360
(Power)



ENC-120/180/240/360
(Charger)



ENP Spec



ENC Spec

■ ENP Features

- Universal AC input/Full range: 90~264VAC
- **Energy efficiency Level VI**
- No load power consumption<0.15~0.5W
- Comply with EISA 2007/DoE, NRCAN, EU ErP
- 125% peak load capability
- **Fanless design**, free air convection
- Protections: Short circuit/Overload/Over voltage/Over temp.
- 3 years warranty

■ ENC Features

- Universal AC input/Full range: 90~264VAC
- Can charge lead-acid batteries and lithium batteries
- Built-in 3 stage default charging curve, **programmable** by SBP-001 (Refer to P.62)
- **Fanless design**, free air convection
- Built-in temperature compensation function
- Protections: Short circuit/Over voltage/Over temp./Battery under voltage/Battery overvoltage/Battery reverse Polarity Protection
- 3 years warranty

■ Models



Model No.	ENP-120	ENP-180	ENP-240	ENP-360
Vout / Iout	13.8V, 0~8.7A	13.8V, 0~13A	13.8V, 0~17.4A	13.8V, 0~26A
	27.6V, 0~4.3A	27.6V, 0~6.5A	27.6V, 0~8.7A	27.6V, 0~13A
	55.2V, 0~2.2A	55.2V, 0~3.3A	55.2V, 0~4.4A	55.2V, 0~6.5A
Dimension (mm)	192x178x45.5			



Model No.	ENC-120	ENC-180	ENC-240	ENC-360
Vout / Iout	14.4V, 0~8A	14.4V, 0~12A	14.4V, 0~16A	14.4V, 0~24A
	28.8V, 0~4A	28.8V, 0~6A	28.8V, 0~8A	28.8V, 0~12A
	57.6V, 0~2A	57.6V, 0~3A	57.6V, 0~4A	57.6V, 0~6A
Dimension (mm)	192x178x45.5			

NPB Series

120~1700W Ultra Wide Voltage Smart Charger

O/P Connector Type	
XLR	
AD1	
TB	



NPB-120
NPB-240
NPB-360



NPB-450
NPB-450-xxNFC



NPB-750



NPB-1200



NPB-1700

NPB-120~360 Features

- Universal AC input/Full range: 90~264VAC
- Compact size, **wide output voltage range for charging**
- Fanless design (NPB-120/240)
- Fan ON/OFF control
(Depends on internal temperature, NPB-360)
- **Charging voltage/current adjustable by VR**
- **2 or 3 stage selectable by DIP S.W**
- No load power consumption<0.5W (AC S.W off)
- **-30~+70°C wide operating temperature**
- Protections: Short circuit/Over voltage/Over temp./
Battery reverse Polarity
- **UL/EN62368-1 & EN60335-1/2-29 dual certification approved**
- Suitable for charging lead-acid batteries and lithium batteries
- Fixing accessories can be purchased separately (order NO.MHS012D)
- 3 years warranty

NPB-450~1700 Features

- Universal AC input/Full range :90~264VAC
- **2 times wide charging voltage range, can be used for multiple battery voltages**
- **Setting parameter of charger easily via NFC interface(NPB-450-xxNFC)**
- **Intelligent detection of charging voltage**
- Programmable charging curve via SBP-001(Refer to P.62)
- Manual setting for 2/3 stage and 4 built-in charging curves via DIP S.W
- **Built-in CANbus interface for control, setting, and monitor**
- Charging current adjustable **50~100%** by VR
- **-30~+70°C wide operating temperature**
- Protections: Short circuit/Over voltage/Over temp./
Battery undervoltage/Battery reverse Polarity (**No damage**)
- Detect charger OK and battery full signal through TTL
- Remote S.W / thermal control DC fan
- Temperature compensation function to prolong battery life (Lead-acid only)
- **UL/EN62368-1 & EN60335-1/2-29 dual certification approved**
- Suitable for charging lead-acid batteries and lithium batteries
- Carry handle accessory available(Order No.: PN-Carry handle)
- 3 years warranty

Models



Model No.	NPB-120-□	NPB-240-□	NPB-360-□
Vout / Iout	14.4V(10.5~15.2V), 6.8A	14.4V(10.5~15.2V), 13.5A	14.4V(10.5~15.2V), 20A
	28.8V(21~30.4V), 4A	28.8V(21~30.4V), 8A	28.8V(21~30.4V), 12A
	57.6V(42~60.8V), 2A	57.6V(42~60.8V), 4A	57.6V(42~60.8V), 6A
Dimension (mm)	180x96x49		

□ = XLR ; AD1 ; TB

Model No.	NPB-450-□	NPB-750	NPB-1200	NPB-1700
Vout / Iout	14.4V(10.5~21V), 0~25A	14.4V(10.5~21V), 0~43A	14.4V(10.5~21V), 0~70A	14.4V(10.5~21V), 0~85A
	28.8V(21~42V), 0~13.5A	28.8V(21~42V), 0~22.5A	28.8V(21~42V), 0~36A	28.8V(21~42V), 0~50A
	57.6V(42~80V), 0~6.8A	57.6V(42~80V), 0~11.3A	57.6V(42~80V), 0~18A	57.6V(42~80V), 0~25A
	72V(54~100V), 0~5.5A			
Dimension (mm)	205x130x55	230x158x67	250x158x67	300x184x70

□ = Blank, NFC

450~1700W 2 in 1 Ultra Wide Voltage Charger & Constant Voltage Power Supply

NPP Series



NPP-450



NPP-750



NPP-1200



NPP-1700



Spec

Features

- Universal AC input/Full range: 90~264VAC
- **Charger or power supply constant voltage switchable (plug pin on the panel)**
- **2 times wide voltage output**
- Vout and Iout adjustable by **50~100% VR**
- 3 stage charging curve (Charging Mode)
- **-30~+70°C** wide operating temperature
- Protections: Short circuit/Overload/Over voltage/Over temp.
- Remote S.W /thermal control DC fan
- Suitable for charging lead-acid batteries and lithium batteries
- **Comply with UL/EN62368-1 & EN60335-1/2-29 dual certification**
- Carry handle accessory available (Order No.: PN-Carry handle)
- 3 years warranty

Models



Model No.	NPP-450	NPP-750	NPP-1200	NPP-1700
Vout / Iout	14.4V(10.5~21V) 12.5~25A	14.4V(10.5~21V) 21.5~43A	14.4V(10.5~21V) 35~70A	14.4V(10.5~21V) 42.5~85A
	28.8V(21~42V) 6.75~13.5A	28.8V(21~42V) 11.25~22.5A	28.8V(21~42V) 18~36A	28.8V(21~42V) 25~50A
	57.6V(42~80V) 3.4~6.8A	57.6V(42~80V) 5.65~11.3A	57.6V(42~80V) 9~18A	57.6V(42~80V) 12.5~25A
Dimension (mm)	205x130x55	230x158x67	250x158x67	300x184x70

NPB VS. NPP Selection Guide

Functions Series	Mounting style	Product level	2 or 3 stage	Vo Adj.	Io Adj.	Built-in CANBus	O/P connector	Built-in Fan	Dimension (LxWxH,mm)
NPB-120 NPB-240 NPB-360	Portable	Basic	Adj.by DIP S.W	Adj.by VR 14.4V:10.5~15.2V 28.8V:21~30.4V 57.6V:42~60.8V	Adj. by VR 50~100%	×	T.B Anderson XLR	×	180x96x49
NPB-450 NPB-750 NPB-1200 NPB-1700	Screw Mounted	Intelligent	Adj.by DIP S.W or SBP-001 with laptop	Auto ranging or SBP-001 14.4V:10.5~21V 28.8V:21~42V 57.6V:42~80V 72V:54~100V (450W only)		√	T.B	√	205x130x55 230x158x67 250x158x67 300x184x70
NPP-450 NPP-750 NPP-1200 NPP-1700		Advanced	3-stage only	Adj.by VR 14.4V:10.5~21V 28.8V:21~42V 57.6V:42~80V 72V:54~100V (450W only)		×		205x130x55 230x158x67 250x158x67 300x184x70	

RPB/RCB/DBU/NCP 1600/3200W High Power Programmable Charger



RPB-1600

RCB-1600

DBU-3200

NCP-3200

DHP-1UT-B(HV)



Spec

RPB/RCB-1600 Features

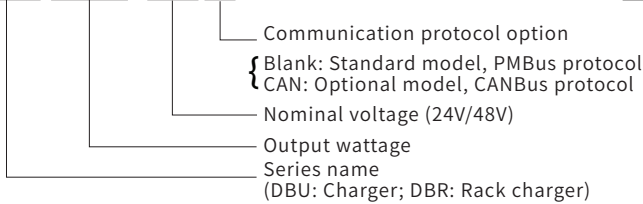
- Universal AC input/Full range: 90~264VAC
- 3 stage charging curves
- Withstand 300VAC surge input for 5 secs.
- Built-in **I²C interface**, **PMBus** protocol (CANBus protocol selectable)
- 1U low profile with(41 mm height)
- Rack mountable, sharing up to 8000W (RCB-1600)
- Active current sharing up to 4800W (RPB-1600)
- Vout and Iout programmable
- Forced air cooling by built-in DC fan
- Built-in **OR-ing FET**, support **hot swap**
- Protections: Short circuit/Over voltage/Over temp./ Battery undervoltage/Battery disconnected
- 3 color LED loading indicator
- Optional conformal coating
- Suitable for charging lead-acid batteries and lithium batteries
- **5 years warranty**

DBU/NCP-3200 Features

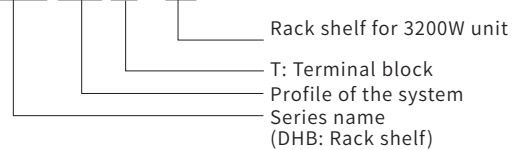
- Universal AC input/Full range: 90~264VAC
- Built-in default 3 stage charging curves and programmable curve, can be set via SBP-001(Detail refer to P.62)
- High efficiency up to 94.5%
- High power density **37W/in³**
- Forced air cooling by built-in DC fan
- **Vout and Iout programmable**
- Built-in **OR-ing MOSFET**, support **hot swap**
- Active current sharing up to 6400W (DBU-3200)/ 12800W (NCP-3200)
- Built-in **I²C interface**, **PMBus** protocol (Optional CANBus)
- Protections: Short circuit/Over voltage/Over temp./ Battery undervoltage/Battery disconnected
- Optional conformal coating
- Suitable for charging lead-acid batteries and lithium batteries
- **5 years warranty**

Order Information

DBU-3200-24



DHP-1U T - A



Models



Model No.	RPB-1600	RCB-1600	DBU-3200	NCP-3200
Vout / Iout	14.4V, 0~100A	14.4V, 0~100A	28.8V, 0~110A	24V, 0~133A
	28.8V, 0~55A	28.8V, 0~55A	57.6V, 0~55A	48V, 0~67A
	57.6V, 0~27.5A	57.6V, 0~27.5A		380V, 0~9.6A
Dimension (mm)	300x85x41		325x107x41	NCP-3200:325x107x41 DHP-1UT:400x482.6x44

Intelligent Battery Charging Programmer

SBP-001



SBP-001
165x46x23 mm



Spec

■ Features

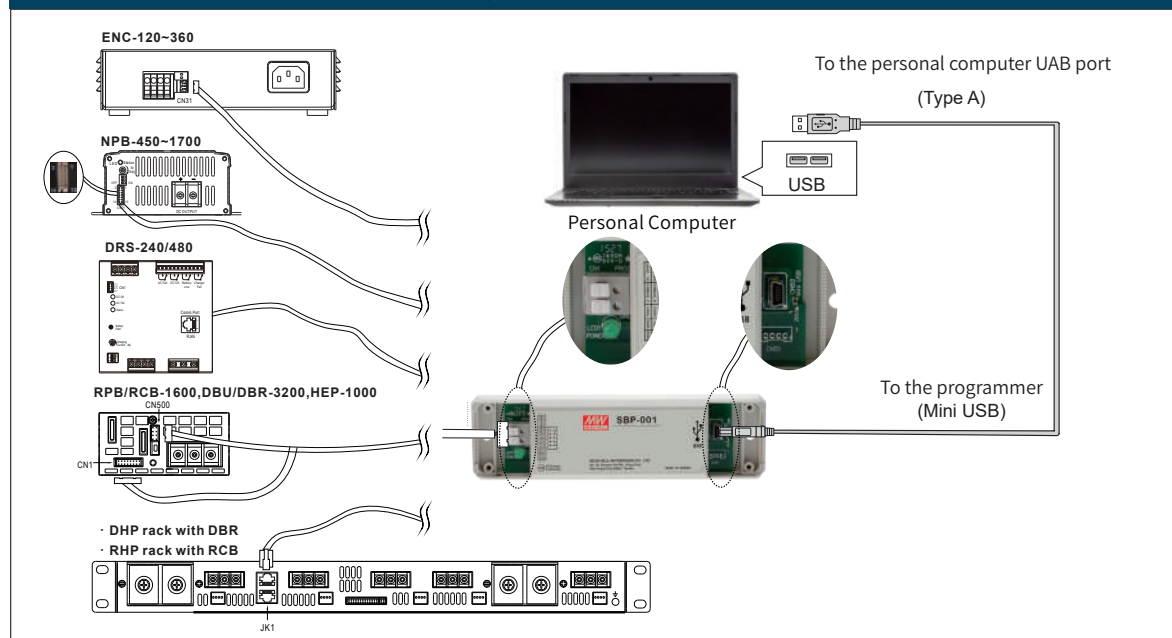
- Charging curve can be programmable when matching with MEAN WELL's Intelligent Battery Chargers
- Suitable for models:
ENC-120/240/360, NPB-450/750/1200/1700,
DRS-240/480, HEP-1000, HEP-2300-55,
RPB/RCB-1600, DBU/NCP-3200
- Simple connection and configuration
- No need of battery or AC power
- LED status indicator

■ Description

SBP-001, a smart programmer specially designed for MEAN WELL's various programmable chargers; with adjustable settings such as Constant Current (CC), Constant Voltage (CV), Float Voltage (FV) and Tap Current (TC) etc.

To adapt the variety of batteries, users can easily adjust MEAN WELL's programmable chargers by SBP-001 smart programmer and personal computer, while complete the various charging settings via the dedicated software.

Smart Programmer Connection



HEP-600C

600W Battery Charger for Harsh Environment



HEP-600C



Spec

■ Features

- Can charge lead-acid and lithium batteries in harsh environments
- Universal AC input/Full range: 85~264VAC
- 3 stage charging
- Built-in active PFC function
- No load power consumption<0.5W at remote OFF
- High efficiency up to 96%
- Fanless design, cooling by free air convection
- Aluminum case and filling with heat-conducted glue
- Withstand 10G vibration test
- -40 ~ +70°C wide operating range
- Operating altitude up to 5000 meters
- Output voltage and output current can be adjusted through internal potentiometer
- Protections: Short circuit/Over voltage/Over temp.
- 6 years warranty


■ Models



Model No.	HEP-600C
Vout / Iout	14.4V, 0~35A
	28.8V, 0~21A
	57.6V, 0~10.5A
Dimension (mm)	280x144x48.5

250~3200W High Reliable True Sine Wave DC-AC Inverter

NTS Series



Features

- High frequency design, compact size and light weighted
- Built-in type (NTS-250P/400P)
- True sine wave output (THD<3%)
- High surge power up to **200%**
- **Fanless** design, free air convection (NTS-250P/400P/300)
- **AC output voltage and frequency selectable by DIP S.W**
- No load power consumption **<1.2~1.7W at standby saving mode** (According to models)
- **-25~+70°C** wide operating temperature
- Protections:
 - DC Input: Reverse polarity/DC undervoltage alarm/DC low voltage shutdown/Over voltage
 - AC Output: Short circuit/Overload/Over temp.
- Power ON-OFF remote control
- Remote controller (IRC1, IRC2, IRC3 accessory sold separately, suitable for 750W~3200W)
- Support RS-232 communication (750W~3200W, Cable PFF1 RJ11-RS232 sold separately)
- Built-in Tx/Rx for monitoring power inverter status (Only NTS-250P/400P)
- Carry handle accessory (Order No. PN-Carry handle, sold separately)
- Suitable for lead-acid or li-ion batteries
- **Internal PCB board with coating protection**
- 3 years warranty

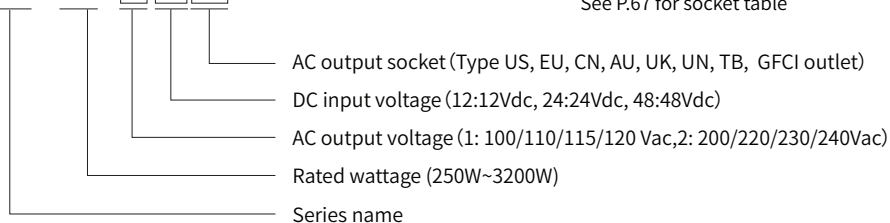
Models



Installation	Model No.	Continue power	Input(Vdc)	Output(Vac/Hz)	Built-in Fan	AC Bypass Function
Built-in (PCB Type)	NTS-250P-xxx	250W	10~16.5Vdc 20~33Vdc 40~66Vdc	112, 124, 148 : 110Vac/60HZ 212, 224, 248 : 230Vac/50HZ 100/110/115/120Vac 200/220/230/240Vac (4-stage output voltage can be adjusted through DIP S.W)	X	X
	NTS-400P-xxx	450W				
External (Portable)	NTS-300-xxxxy	300W			✓	
	NTS-450-xxxxy	450W				
	NTS-750-xxxxy	750W				
	NTS-1200-xxxxy	1200W				
	NTS-1700-xxxxy	1700W				
	NTS-2200-xxxxy	2200W				
	NTS-3200-xxxxy	3200W				

Model Encoding

NTS - 300 - 1 12 US



Model xxx = 112, 124, 148, 212, 224, 248
 AC output socket yy = US, UN, GFCI, TB (for 110 Vac models)
 = EU, UN, CN, AU, UK, TB (for 230 Vac models)
 See P.67 for socket table

NTU Series 1200~3200W True Sine Wave DC-AC inverter (Built-in AC Bypass)



NTU-1200
333x184x70 mm

NTU-1700
400x184x70 mm

NTU-2200
420x270x98 mm

NTU-3200
420x270x98 mm



Spec



Landing page

Features

- Built-in UPS function (AC Bypass)
- True sine wave output (THD<3%)
- High surge power up to 200%
- AC output Voltage and frequency selectable by DIP S.W
- -25~+70°C wide operating temperature
- Power ON-OFF remote control
- Remote controller (IRC1,IRC2,IRC3 accessory sold separately, suitable for 1200W~3200W)
- Protections:
 - DC Input: Reverse polarity/DC undervoltage alarm/ DC low voltage shutdown/Over voltage
 - AC Output: Short circuit/Overload/Over temp.
- Support RS-232 communication (750W~3200W, cable DS-RJ11-RS232 sold separately)
- Carry handle accessory (Order No. PN-Carry handle, sold separately)
- Suitable for lead-acid or li-ion batteries
- Internal PCB board with coating protection
- 3 years warranty

Models

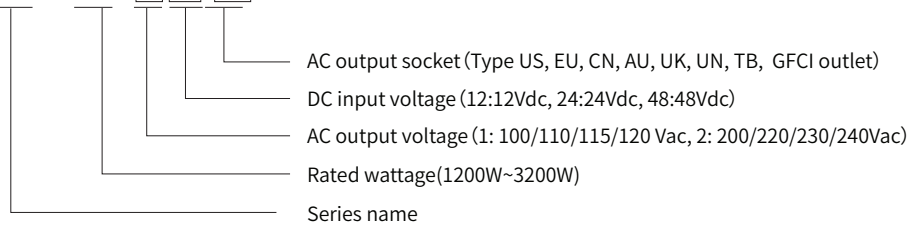


Installation	Model No.	Continue power	Input(Vdc)	Output(Vac/Hz)	Built-in Fan	AC Bypass Function
External (Portable)	NTU-1200-xxxxxy	1200W	10~16.5Vdc 20~33Vdc 40~66Vdc	112, 124, 148 : 110Vac/60HZ 212, 224, 248 : 230Vac/50HZ 100/110/115/120Vac 200/220/230/240Vac <i>(4-stage output voltage can be adjusted through DIP S.W)</i>	✓	✓
	NTU-1700-xxxxxy	1700W				
	NTU-2200-xxxxxy	2200W				
	NTU-3200-xxxxxy	3200W				

Model xxx = 112, 124, 148, 212, 224, 248
 AC output socket yy = US, UN, GFCI, TB (for 110 Vac models)
 = EU, UN, CN, AU, UK, TB (for 230 Vac models)

Model Encoding

NTU - 1200 - 1 12 US



MODEL	100~120Vac model				200~240Vac model					
Socket type										
	Standard	Standard	Optional	Standard	Standard	Standard	Standard	Optional	Optional	Standard
Country	USA	UNIVERSAL	USA	UNIVERSAL	EUROPE	CHINA	UNIVERSAL	U.K	AUSTRALIA	UNIVERSAL

※TYPE-TB is only applicable to NTS/NTU-2200/3200 series

1500/3000W True Sine Wave DC-AC Inverter (With Solar Charger)

TN Series



TN-1500
420x 220x 88 mm



TN-3000
466.8x 283x 100 mm



Spec

Features

- Built-in AC grid and solar dual-source charging function
- True sine wave output (THD<3%)
- High surge power up to 200%
- Advanced digital control by microprocessor
- Output voltage/frequency selectable
- High efficiency up to 91%
- Front panel indicator for loading/battery/operation status
- High frequency design
- Protections:
 - DC Input: Reverse polarity/DC undervoltage alarm/DC low voltage shutdown
 - AC Output: Short circuit/Overload/Over temp./AC circuit breaker
- 3 years warranty

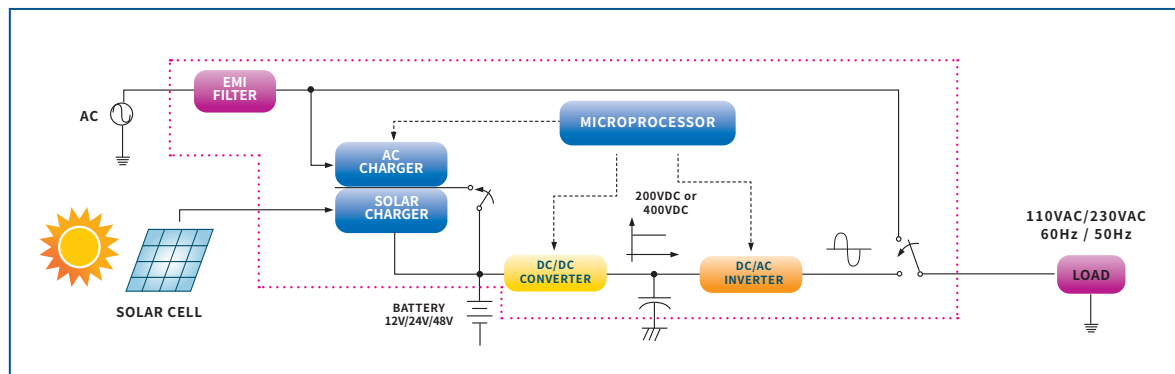
Models



Installation	Model No.	Continue power	Input(Vdc)	Output(Vac/Hz)	Built-in Fan	AC Bypass Function
External (Portable)	TN-1500-xxxxxy	1500W	10.5~15Vdc 21~30Vdc 42~60Vdc	112, 124, 148 : 110Vac/60HZ 212, 224, 248 : 230Vac/50HZ 100/110/115/120Vac 200/220/230/240Vac <i>(4-stage output voltage can be adjusted through DIP S.W)</i>	✓	✓
	TN-3000-xxxxxy	3000W				

Mode xxx = 112, 124, 148, 212, 224, 248
AC output socket: y= A (US), B (EU), C (AU), D (UK), F (GFCI)

Solar Inverter Block Diagram (Inverter with AC & Solar Charger)



NTN Series

5KW Off-Grid True Sine Wave DC-AC Inverter
(Built-in AC charger +AC Bypass & External MPPT Solar Charger)



NTN-5K
460x211x83.5 mm



AC Output Side



DC Input Side



Spec



EDM

Features

- Multi-functional all-in-one device (AC-DC charger + DC-AC inverter+AC_bypass)
- True Sine wave output (THD<3%)
- AC utility charger up to 135A /4KW max.
- Can support external MPPT solar charger
- AC by-pass without interruption, transfer time <10ms
- High surge power up to 10KW
- Parallel synchroized operation up to 30KW (5+1 unit)
- -30°C~+70°C wide operating temperature
- Protections :
 - DC Input: Reverse polarity / DC low alarm / DC low shutdown / Over voltage
 - AC Output: Short circuit / Overload / Over temp./ AC circuit breaker
- Support MODBus-RTU (RS-485) communication
- PCB board with coating protection
- CMU2E/CMU2-R Optional intelligent controller available
- 5 years warranty

Models

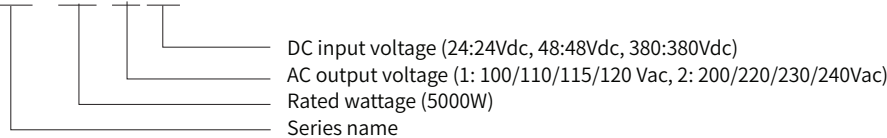


Installation	Model No.	Continue power	Input(Vdc)	Output(Vac/Hz)	Charger		AC Bypass Function	AC Output Parallel
					AC	MPPT		
Built-in	NTN-5K-xyy	5000W	20~33Vdc 40~66Vdc 280~430Vdc	124, 148 : 110Vac/60HZ 224, 248, 2380 : 230Vac/50HZ 100/110/115/120Vac 200/220/230/240Vac <i>(4-stage output voltage can be adjusted through DIP S.W)</i>	✓	External	✓ (<10ms)	✓ (5+1 unit)

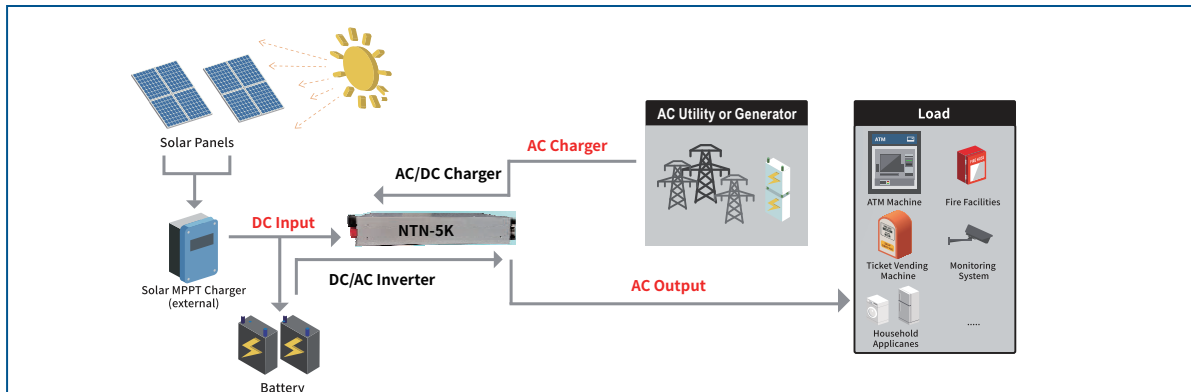
Model Encoding

Model x= 1, 2 ; yy= 24, 48, 380

NTN - 5K - 2 24



System Configuration



BIC : AC↔DC Bidirectional Power Supply
NTG: AC↔DC On-Grid/Off-Grid All-in-one Hybrid Inverter

BIC/NTG Series

Bidirectional Inverter-BIC/NTG Series



BIC-2200



BIC-5K



NTG-7K5



NTG-20K



Spec

BIC Features

- AC↔DC Bidirectional Power Supply
- Ultrafast switching time <1ms (AC↔DC)
- <3% Low THDi in both conversion mode
- Support CANBus (BIC-2200/5K) or MODBus (BIC-5K)
- Built-in parallel operation
- -30~+70°C wide operating temperature
- Fan noise <43~54dB (BIC-5K)
- PCB board with coating protection(BIC-5K)
- EN50549-1 approved (BIC-5K)
- 5 years warranty

NTG Features



- Ultra-fast bidirectional time of 5ms (AD ⇌ DC)
- All-in-one hybrid inverter with compact size
- Combining AC/DC Charger, DC/AC Inverter, AC-UPS, Generator port available & support external MPPT Solar Charger
- 3Ø 3-wire or 3Ø 4-wire 340~530Vac
- High efficiency up to 94.5%
- On-Grid ⇌ Off-Grid ultra-fast transfer time <20ms
- THD <5% Off-Grid Pure sine wave
- AC output parallel operation up to 45kW (NTG-7K5) and 120kW (NTG-20K)
- Support CANBus or MODBus-RTU(RS-485) protocol communication
- Complete protections: Anti-islanding protection, AC fail, OVP, OLP, OCP, OTP
- -30°C~+70°C wide operating temperature
- Fan noise <50dB
- Support Wi-Fi easy monitoring by APP by optional(with external dongle)
- Conformal coating
- 5 years warranty

Models



Model No.	BIC-2200-xx□	BIC-5K-xx○ NEW
Vout / Iout	12V, 0~180A	24V, 0~208A
	24V, 0~90A	48V, 0~104A
	48V, 0~45A	96V, 0~52A
	96V, 0~22.5A	380V, 0~15A
Dimension (mm)	330x140x41	460x211x83.5

BIC-2200 : □=Blank, CAN
 BIC-5K : ○=Blank, MOD

Blank: None protocol
 Blank: CANBus protocol

CAN: CANBus protocol
 MOD: MODBus protocol



Model No.	NTG-7K5-xx□ COMING SOON	NTG-20K-xx□ COMING SOON
Vout / Iout	15V, 0~334A	48V, 0~450A
	24V, 0~312A	96V, 0~225A
	48V, 0~156A	380V, 0~57A
	96V, 0~78A	
	380V, 0~19.8A	
Dimension (mm)	514x211x83.5	570x424x83.5

□=CAN, MOD CAN: CANBus protocol MOD: MODBus protocol

A301/A302 100~2500W Modified Sine Wave DC-AC Inverter



Features

- High frequency & portable design
- With power ON/OFF switch and LED indicator
- Remote ON/OFF controller sold separately(1000~2500W)
- Built-in USB 5VDC/0.5A, fanless (100W)
- Input and output are fully isolated
- Protections:
 DC Input: Reverse polarity/Over voltage/
 Low voltage shutdown
 AC Output: Short circuit/Overload/Over temp.
- **Low cost**
- 1 year warranty

Models



Installation	Model No.	Continue power	Input(Vdc)	Output(Vac/Hz)	Built-in Fan
External (Portable)	A301-100F3 A302-100F3	100W	A301:10~15Vdc A302:21~30Vdc	B2:110Vac/60Hz F3:230Vac/50Hz	✗
	A301-150-B2 A301-150-F3 A302-150-B2 A302-150-F3	150W			
	A301-300-B2 A301-300-F3 A302-300-B2 A302-300-F3	300W			
	A301-600-B2 A301-600-F3 A302-600-B2 A302-600-F3	600W			
	A301-1K0-B2 A301-1K0-F3 A302-1K0-B2 A302-1K0-F3	1000W			✓
	A301-1K7-B2 A301-1K7-F3 A302-1K7-B2 A302-1K7-F3	1700W			
	A301-2K5-B4 A301-2K5-F3 A302-2K5-B4 A302-2K5-F3	2500W			

Model Encoding


A301- 100 F3

- AC Output Socket (Refer to the table on the right)
- AC Input Voltage (B:110Vac, F:230Vac)
- Output Wattage (100:100W, 150:150W, 300:300W, 1K0:1000W, 1K7:1700W, 2K5:2500W)
- DC Input Voltage (1:12Vdc, 2:24Vdc)
- Series

TYPE-1	TYPE-2	TYPE-3	TYPE-4	TYPE-5
JAPAN	USA	EUROPE	UNIVERSAL	AUSTRALIA U.K.
▶ Please consult MEAN WELL for other kinds of optional socket. TYPE-2,3 (standard model) ; TYPE-1,4,5 (optional model)				

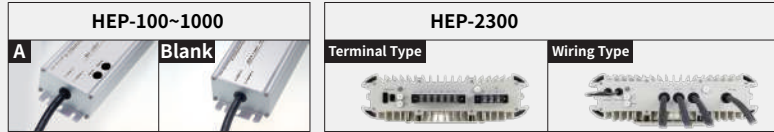
100~2300W Power Supply For Harsh Environments

HEP Series



HEP-100 220x68x38.8 mm HEP-150/HEP-185 228x68x38.8 mm HEP-240 244.2x68x38.8 mm HEP-320 252x90x43.8 mm HEP-480 262x125x43.8 mm HEP-600 280x144x48.5 mm

HEP-1000 310x144x48.5 mm HEP-2300 375x280x88 mm



HEP-100~600 Features

- Universal AC input/Full range: 85~264VAC
- Active PFC, high efficiency up to 96%
- No load power consumption<0.5W at remote OFF (HEP-600)
- Aluminum case and filling with heat-conducted glue, fanless design
- -55~+70°C wide operating temperature(HEP-600: -40~+70°C)
- Meet 6KV surge immunity level
- Withstand 10G vibration test
- Operating altitude up 5000 meters
- Protections: Short circuit/Overload/Over voltage/Over temp.
- Various functions for selection:
A-Type (Standard): IP65, Vo and Io can be adjusted through internal potentiometer
Blank-Type (Optional): IP68, Vo and Io cannot be adjusted (Except for HEP-600)
- Suitable for industrial applications in high/low temperature, high humidity, high vibration or outdoor
- 6 years warranty

HEP-1000~2300 Features

- Universal AC input/Full range: 90~305VAC
- Active PFC, high efficiency up to 96%
- Aluminum case fanless design, filling with head-conducted glue
- Withstand 10G vibration test
- -40~+70°C wide operating temperature
- Charger for lead-acid batteries and Li-ion batteries
- Built-in default 2/3 stage charging curves and programmable curve
- Built-in CANBus; PMBus/Modbus selectable (Only HEP-2300)
- Output voltage and constant current level programmable
- Remote ON/OFF control (Except for HEP-1000 Terminal Type)
- DC OK active signal and auxiliary power available
- HEP-2300 harness connector type with AC fail and T-Alarm signal
- Protections: Short circuit/Overload/Over voltage/Over temp.
- IP67 design for indoor or outdoor installation (Wiring Type)
- LED indicator for power on (Except for HEP-1000 as Terminal Type)
- 6 years warranty

Models

IP65 IP67 PMBus FC CB CE UK CA


Model No.	HEP-100-□	HEP-150-□	HEP-185-□	HEP-240-□
Vout / Iout	12V, 0~8.34A	12V, 0~12.5A	12V, 0~13A	12V, 0~16A
	15V, 0~6.67A	15V, 0~10A	15V, 0~11.5A	15V, 0~15A
	24V, 0~4A	24V, 0~6.3A	24V, 0~7.8A	24V, 0~10A
	36V, 0~2.65A	36V, 0~4.2A	36V, 0~5.2A	36V, 0~6.7A
	48V, 0~2A	48V, 0~3.2A	48V, 0~3.9A	48V, 0~5A
	54V, 0~1.77A	54V, 0~2.8A	54V, 0~3.45A	54V, 0~4.45A

Model No.	HEP-320-□	HEP-480-□	HEP-600	HEP-1000-○	HEP-2300-○		
Vout / Iout	12V, 0~22.0A	24V, 0~20A	12V, 0~40A	Power	24V, 0~42A	Power	55V, 0~48A
	15V, 0~19.0A	36V, 0~13.3A	15V, 0~36A		48V, 0~21A	charger	57.6V, 0~48A
	24V, 0~13.34A	48V, 0~10A	20V, 0~28A		100V, 0~10A		
	36V, 0~8.90A	54V, 0~8.9A	24V, 0~25A	charger	28.8V, 0~35A		115V, 0~20A
	48V, 0~6.70A		30V, 0~20A		57.6V, 0~17.5A	charger	230V, 0~10.6A
	54V, 0~5.95A		36V, 0~16.7A		115.2V, 0~8.7A		380V, 0~6.9A
			42V, 0~14.3A				
			48V, 0~12.5A				
		54V, 0~11.2A					

□=A or Blank A: Standard model(IP65) Blank: Optional model(IP68)
○=Blank, W, H(2300W only) Blank:Terminal type W: Wiring type with IP67 H:Harness connector type

PSC/ADS/AD/ADD Series

35~160W PCB/Enclosed Type (With UPS)
Single/Dual Output Security Power



PSC Features

- Universal AC input/Full range: 90~264VAC
- Single output with built-in battery charger circuit (UPS function)
- PCB (PCB) & Enclosed (PSC-C) Type multiple option
- Compact size
- Protections: Short circuit/Overload/Over voltage/Battery low/Battery reverse polarity(fuse)
- Alarm signal for AC OK and battery reverse low
- Fanless design, free air convection
- -30~+70°C wide operating temperature
- 2 years warranty

ADS/AD/ADD Features

- Universal AC input/Full range: 88~264VAC
- Fanless design
- ADS: Single output, additional 5V with no external battery
- AD: Built-in battery charging control for single output, and external battery can be used to form UPS
- ADD: Dual output with built-in battery charging control, and external batteries can be connected to form UPS
- Protections: Short circuit/Overload/Over voltage/Battery low voltage (except ADS series)/Battery polarity (AD/ADD-155)
- -10~+60°C working temperature
- Support 12V/24V/48V system
- 2 years warranty

Models



Model No.	Output Number	PSC-35A□	PSC-35B□	PSC-60A□	PSC-60B□
Vout / Iout	CH1 (Main Power)	13.8V, 0~2.6A	27.6V, 0~1.3A	13.8V, 0~4.3A	27.6V, 0~2.15A
	CH2 (Charging)	13.8V, 0~0.9A	27.6V, 0~0.45A	13.8V, 0~1.5A	27.6V, 0~0.75A
Dimension (mm)		PCB: 84.6x50.8x24 Enclosed: 86.4x59.6x30		PCB: 101.6x50.8x29 Enclosed: 103.4x62x37	
Model No.	Output Number	PSC-100A□	PSC-100B□	PSC-160A□	PSC-160B□
Vout / Iout	CH1 (Main Power)	13.8V, 0~7A	27.6V, 0~3.5A	13.8V, 0~11.6A	27.6V, 0~5.8A
	CH2 (Charging)	13.8V, 0~2.5A	27.6V, 0~1.25A	13.8V, 0~4A	27.6V, 0~2A
Dimension (mm)		PCB : 127x76.2x31 Enclosed: 130x85x37		PCB : 152.4x76.2x32 Enclosed: 155.4x85x37	

□=Blank, -C Blank:PCB Type -C:Enclosed Type


Model No.	Output Number	ADS-5512	ADS-5524	ADS-15512	ADS-15524	ADS-15548
Vout / Iout	CH1 (Main Power)	12V, 0~4A	24V, 0~2.5A	12V, 0~12.5A	24V, 0~6.5A	48V, 0~3.2A
	CH2 (Auxiliary Power)	5V, 0~4A	5V, 0~4A	5V, 0~3A	5V, 0~3A	5V, 0~3A

Model No.	Output Number	AD-55A	AD-55B	AD-155A	AD-155B	AD-155C
Vout / Iout	CH1 (Main Power)	13.8V, 0~4A	27.6V, 0~2A	13.8V, 0~11.5A	27.6V, 0~5.5A	54V, 0~2.7A
	CH2 (Charging)	13.4V, 0~0.23A	26.5V, 0~0.16A	13.3V, 0~0.5A	27.1V, 0~0.5A	53.5V, 0~0.5A

Model No.	Output Number	ADD-55A	ADD-55B	ADD-155A	ADD-155B	ADD-155C
Vout / Iout	CH1 (Main Power)	13.8V, 0~3.5A	27.6V, 0~2A	13.8V, 0~10.5A	27.6V, 0~5A	54V, 0~2.5A
	CH2 (Auxiliary Power)	5V, 0~4A	5V, 0~4A	5V, 0~3A	5V, 0~3A	5V, 0~3A
	CH3 (Charging)	13.4V, 0~0.23A	26.5V, 0~0.16A	13.3V, 0~0.5A	27.1V, 0~0.5A	53.5V, 0~0.2A

SCP: 35~75W Enclosed Type Single Output Security Power
 LAD: 120~600W Enclosed Type Security/Fire Alarm with UPS Function

SCP/LAD Series



SCP Features

- Universal AC input/Full range: 85~264VAC
- Basic model, can be plugged in with an external battery, does not have battery charging control
- Fanless design, free air convection
- Output voltage detection signal
- Temperature compensation function
- No load power consumption <0.75W
- Protections: Short Circuit/Overload/Over Voltage/ Battery Reverse Polarity Protection by Fuse
- -20~+60°C operating temperature
- LED indicator for power on
- 2 years warranty

LAD Features

- Universal AC input / Full range (120W: 90~264VAC, 240~600W: 115/230VAC by S.W)
- Single output with battery charging control, external battery can be connected to constitute UPS function
- Built-in TTL signals for status detection: AC OK, Battery Disconnect, Battery Reverse Polarity, Battery Undervoltage, Fully Charged and Backedup
- UART Communication (LAD-360/600 U Type Only)
- Built-in main and backup circuit enhance maintenance safety
- CH1 output voltage adjustable(-20~+5%) by VR
- Built-in buzzer alarm (LAD-360/600 U Type Only)
- Forced UPS activation for battery maintenance
- Protections: Short circuit/Overload/Over voltage/Over temp./ Battery under voltage/Battery reverse polarity (No damage)
- -20~+60°C operating temperature
- Comply with fire regulation GB17945
- 1U low profile (30mm)
- 3 years warranty

Models



Model No.	SCP-35	SCP-50	SCP-75
Vout / Iout	13.8V, 0~2.6A	13.8V, 0~3.6A	13.8V, 0~5.4A
	27.6V, 0~1.4A	27.6V, 0~1.8A	27.6V, 0~2.7A
Dimension (mm)	99x97x36	129x98x38	159x97x38

Model No.	Output Number	LAD-120A	LAD-120B	LAD-120C	LAD-120D
Vout / Iout	CH1	13.8V, 0~8.7A	27.6V, 0~4.4A	41.5V, 0~2.9A	55.2V, 0~2.21A
	CH2 (Charging)	13.8V, 0~1A	27.6V, 0~1A	41.5V, 0~1A	55.2V, 0~1A

Model No.	Output Number	LAD-240A	LAD-240B	LAD-240C	LAD-240D
Vout / Iout	CH1	13.8V, 0~17.4A	27.6V, 0~8.7A	41.5V, 0~5.78A	55.2V, 0~4.4A
	CH2 (Charging)	13.8V, 0~1A	27.6V, 0~1A	41.5V, 0~1A	55.2V, 0~1A

Model No.	Output Number	LAD-360BU	LAD-360CU	LAD-360DU
Vout / Iout	CH1	27.6V, 0~13A	41.5V, 0~8.64A	55.2V, 0~6.53A
	CH2 (Charging)	27.6V, 0~1.5A	41.5V, 0~1.5A	55.2V, 0~1.5A

Model No.	Output Number	LAD-600BU	LAD-600CU	LAD-600DU
Vout / Iout	CH1	27.6V, 0~21.74A	41.5V, 0~14.45A	55.2V, 0~10.87A
	CH2 (Charging)	27.6V, 0~3A	41.5V, 0~3A	55.2V, 0~3A

U: Built-in UART Communication

DRC/DRS Series 40~480W Security/Fire Alarm DIN Rail



DRC-40 40x90x100 mm DRC-60 40x90x100 mm DRC-100 55x90x100 mm DRC-180 63x125.2x113.5 mm DRS-240 85.5x125.2x129.2 mm DRS-480 110x125.2x150.7 mm

DRC Features

- Universal AC input/Full range: 90~264VAC
- Single output with battery charging control, external battery can be connected to constitute UPS function
- Pass LPS (DRC-40/60)
- Fanless design, free air convection
- Alarm signal for AC OK and battery low via relay contact
- Protections: Short circuit/Overload/Over voltage/ Battery low /Battery reverse polarity(fuse)
- -30~+70°C wide operating temperature
- LED indicator for power on
- 3 years warranty

DRS Features

- Universal AC input/Full range: 90~305VAC
- Integrated multifunctional intelligent power supply for Security/Fire Alarm (Power Supply, DC-UPS, Battery Charging, and Status Monitoring)
- Signal and alarms design meet UL2524/EN54-4/GB17945 requirement
- Load power prioritized when the AC power grid is abnormal
- Form-C relay, detects AC fail, DC OK, low battery voltage, abnormal detection of charging circuit
- Built-in MODBus protocol (CANBus optional)
- Protections: Short circuit/Overload/Over voltage/Over temp. (auto derating)/Battery discharged/Battery undervoltage/ Battery reverse polarity (No damage)
- 20~100% charging current adjustable by VR
- 2 or 3 charging curves, adjustable by DIP S.W
- -30~+70°C wide operating temperature
- Suitable for lead acid and lithium-ion batteries
- 3 years warranty

Models



Model No.	Output Number	DRC-40A	DRC-40B	DRC-60A	DRC-60B
Vout / Iout	CH1 (Main Power)	13.8V, 0~2.9A	27.6V, 0~1.45A	13.8V, 0~4.3A	27.6V, 0~2.15A
	CH2 (Charging)	13.8V, 0~1A	27.6V, 0~0.5A	13.8V, 0~1.5A	27.6V, 0~0.75A

Model No.	Output Number	DRC-100A	DRC-100B	DRC-180A	DRC-180B
Vout / Iout	CH1 (Main Power)	13.8V, 0~7A	27.6V, 0~3.5A	13.8V, 0~9A	27.6V, 0~4.5A
	CH2 (Charging)	13.8V, 0~2.5A	27.6V, 0~1.25A	13.8V, 0~4A	27.6V, 0~2A

Model No.	DRS-240	DRS-480
Vout / Iout	12V, 0~20A	24V, 0~20A
	24V, 0~10A	36V, 0~13.3A
	36V, 0~6.6A	48V, 0~10A
	48V, 0~5A	

Note:
DRS series built-in high current charging function
Total Output Wattage =
Charging Wattage + Load Wattage

Product Profile	Type	Series Name	Watt.	Function								Design ref. Safety	
				Charge	Charging Adj.	UPS	AC OK	DC OK	BAT. Low	No BAT.	Alarm		Com
Basic		SCP	35W 50W 75W										
		AD	55W 155W	✓									
Advance	Enclosed	LAD	120W 240W 360W 600W	✓	✓	✓ (TTL)	✓ (TTL)	✓ (buzzer optional)	✓ (UART optional)	360/600w	UL2524 EN54-4 GB17945		
		PSC	35W 60W 100W 160W	✓	✓	✓ (RELAY)	✓ (TTL)						
		DRC	40W 60W 100W 180W	✓	✓	✓ (RELAY)	✓ (TTL)						
Premium	DIN-Rail (Quick Attach)	DRS	240W 480W	✓	✓ (20~100%)	✓	✓ (RELAY)	✓ (RELAY)	✓ (RELAY)	✓ (RELAY)	✓ (MODBus)	✓ (MODBus)	UL2524 EN54-4 GB17945

KNX: 640mA & 1280mA KNX Power Supply
KAA: KNX Actuator

KNX/KAA Series



KNX-20E-640
W52.5x H90x D54.5mm



KNX-40E-1280
W72x H90x D57mm



KAA-8R-16S
KAA-8R-10S
W70x H90x D57mm



KAA-4R4V-10S
W70x H90x D57mm



Spec

KNX Features

- EIB / KNX power supply with Integrated choke
- 180~264VAC Input
- No load power consumption < 0.5W
- Safety Extra Low Voltage (SELV)
- Isolation class I
- Over voltage category III
- LED indicator for normal operation, bus reset and bus overload
- Compact size
- Protections: Short circuit/Overload/Over voltage
- 3 years warranty

KAA Features

- KNX LED switching driver/dimmer
- Dimming and lighting control of LED driver & electrical ballast (KAA-4R4V)
- Linear or logarithmic dimming curve programmable via ETS software (KAA-4R4V)
- 8 channel actuator in a compact size (KAA-8R)
- For AX, C-load, capacitive & inductive of loads (KAA-8R)
- Manual control via Push button on panel
- Programmable various time and scene function
- 3 years warranty

▶ MEAN WELL also provide KNX lighting control solution, please check our standard LED driver catalog or visit our website <https://www.meanwell.com>

 Lighting Control LED Lamp LED Driver KNX Actuator	 Stair Lighting Control Dimmable LED Lamp LED Driver KNX Dimming Actuator	 0-10V/1-10V Dimming DALI LED Lamp LED Driver KNX/DALI Gateway	 DALI Dimming DALI LED Lamp LED Driver KNX LED Driver	 Smart Lighting Control KNX LED Driver KNX LED Driver
---	--	---	--	--

Durability of KNX Actuator

All MEAN WELL KNX actuator has been tested more than standard to 220µF to ensure long term operation in the system. In case even higher demand is required, the inrush current limiter can be placed between KNX actuator and the loads to further increase the capacitive load to 2500µF.

Circuit Breaker	+	KNX Switching Actuator KAA-8R / KAA-4R4V	+	Inrush Current Limiter ICL-16R	+	Capacitive Load e.g. LED Driver	1x nr.
Circuit Breaker	+	KNX Switching Actuator KAA-8R / KAA-4R4V	+	Inrush Current Limiter ICL-16R	+	Capacitive Load e.g. LED Driver	>2x nr.

NOTE: The max. number connected load is no more limited by its inrush current.

LSP/UHP/ERP Series LED Display and Outdoor Lighting Power Supply



LSP/UHP Features

- Universal AC input / Full range
- Withstand 300VAC surge input for 5 secs.
- Slim width and low profile
- Built-in active PFC function
- Built-in current sharing (LSP-160 series output below 5V)
- Fanless design, free air convection
- DC OK active signal function
- Protections: Short circuit/Overload/Over voltage/Over temp.
- LED indicator for power on
- 3 years warranty

ERP Features

- Constant voltage output
- Withstand 300VAC surge input for 5 secs.
- Metal case with semi-potted design, against rain splash
- Built-in active PFC function (ERPF Series)
- No-load/standby power consumption <0.5W
- Protections: Short circuit/Overload/Over voltage/Over temp.
- 3 years warranty

Models




Model No.	LSP-160□-xx○	UHP-200A	ERP-200	ERP-350	ERPF-400
Vin	100~264VAC	90~264VAC	180~264VAC	180~264VAC	90~264VAC
Vout / Iout	3.3V, 0~32A	4.2V, 0~40A	12V, 0~16.8A	12V, 0~26.7A	12V, 0~30A
	4.2V, 0~32A	4.5V, 0~40A	24V, 0~8.33A	24V, 0~14.6A	24V, 0~16.7A
	5V, 0~32A	5V, 0~40A		36V, 0~9.7A	48V, 0~8.3A
	12V, 0~13.5A			48V, 0~7.3A	
	24V, 0~6.75A				
	36V, 0~4.5A				
	48V, 0~3.4A				

□ = Blank or R Blank: Enclosed R: Current sharing function (3.3/4.2/5V)
 ○ = T or W T: For terminal block; W: For wafer connector (By Request)

15~1000W Enclosed Type ITE DC-DC Converter

SD Series



Features

- 2:1 wide input range (SD-15~350)
- 4:1 wide input range (SD-500/1000)
- I/O isolation: 1.5KVAC (SD-15~350)
2KVAC (SD-500/1000)
- Protections: Short circuit/Overload/Over voltage;
Over temp. (200~1000W) /Input polarity (500W only)
- Fanless design, cooling by free air convection (SD-15~200)
- Forced air cooling by built-in DC fan (SD-350~1000)
- DC input active surge current limiting (SD-500 only)
- Output OK signal (SD-500/1000)
- 12 Vaux / 0.25A output (SD-500/1000)
- Built-in remote ON/OFF control and remote sense (SD-500/1000)
- 2 years warranty (SD-15~350)
- 3 years warranty (SD-500/1000)

Models



Model No.	SD-15A	SD-15B	SD-15C	SD-25A	SD-25B	SD-25C
Vin	9.2~18VDC	18~36VDC	36~72VDC	9.2~18VDC	19~36VDC	36~72VDC
Vout / Iout	5V, 0~3A	5V, 0~3A	5V, 0~3A	5V, 0~5A	5V, 0~5A	5V, 0~5A
	12V, 0~1.25A	12V, 0~1.25A	12V, 0~1.25A	12V, 0~2.1A	12V, 0~2.1A	12V, 0~2.1A
	24V, 0~0.625A	24V, 0~0.625A	24V, 0~0.625A	24V, 0~1.1A	24V, 0~1.1A	24V, 0~1.1A

Model No.	SD-50A	SD-50B	SD-50C	SD-100A	SD-100B	SD-100C	SD-100D
Vin	9.2~18VDC	19~36VDC	36~72VDC	9.5~18VDC	19~36VDC	36~72VDC	72~144VDC
Vout / Iout	5V, 0~10A	5V, 0~10A	5V, 0~10A	5V, 0~18A	5V, 0~20A	5V, 0~20A	5V, 0~20A
	12V, 0~4.2A	12V, 0~4.2A	12V, 0~4.2A	12V, 0~8.5A	12V, 0~8.5A	12V, 0~8.5A	12V, 0~8.5A
	24V, 0~2.1A	24V, 0~2.1A	24V, 0~2.1A	24V, 0~4.2A	24V, 0~4.2A	24V, 0~4.2A	24V, 0~4.2A

Model No.	SD-150B	SD-150C	SD-150D	SD-200B	SD-200C	SD-200D
Vin	19~36VDC	36~72VDC	72~144VDC	19~36VDC	36~72VDC	72~144VDC
Vout / Iout	12V, 0~12.5A	12V, 0~12.5A	12V, 0~12.5A	5V, 0~34A	5V, 0~40A	5V, 0~40A
	24V, 0~6.3A	24V, 0~6.3A	24V, 0~6.3A	12V, 0~16.7A	12V, 0~16.7A	12V, 0~16.7A
				24V, 0~8.4A	24V, 0~8.4A	24V, 0~8.4A
				48V, 0~4.2A	48V, 0~4.2A	48V, 0~4.2A

Model No.	SD-350B	SD-350C	SD-350D	SD-500L	SD-500H	SD-1000L	SD-1000H
Vin	19~36VDC	36~72VDC	72~144VDC	19~72VDC	72~144VDC	19~72VDC	72~144VDC
Vout / Iout	5V, 0~57A	5V, 0~60A	5V, 0~60A	12V, 0~40A	12V, 0~40A	12V, 0~60A	12V, 0~60A
	12V, 0~27.5A	12V, 0~27.5A	12V, 0~29.2A	24V, 0~21A	24V, 0~21A	24V, 0~40A	24V, 0~40A
	24V, 0~14.6A	24V, 0~14.6A	24V, 0~14.6A	48V, 0~10.5A	48V, 0~10.5A	48V, 0~21A	48V, 0~21A
	48V, 0~7.3A	48V, 0~7.3A	48V, 0~7.3A				

RSD Series


30~500W Enclosed Type Railway & ITE DC-DC Converter



RSD-30
113x60x25mm




RSD-60
128x60x25mm



RSD-100
161x68x36mm



RSD-150
189x77x36mm



RSD-200
191x86x40mm



RSD-300
216x96.5x40mm



RSD-500
237x100x41mm



Spec

Features

- Railway & ITE dual certification
- 2:1 wide input range (RSD-100~500)
- 4:1 wide input range (RSD-30/60)
- 4KVDC I/O reinforced isolation
- Protections: Short circuit/Overload/Over voltage/Over temp./DC Input reverse polarity
- Fanless design, cooling by free air convection
- -40~+70°C wide operating temperature (RSD-500: -40~+80°C)
- Built-in constant current limiting circuit
- Ultra compact and 1U low profile (25~41 mm)
- Half encapsulated, moistureproof, dustproof and 5G vibration resistance
- All using 105°C long life electrolytic capacitors
- LED indicator for power on
- 3 years warranty

Models



Model No.	RSD-30G	RSD-30L	RSD-30H	RSD-60G	RSD-60L	RSD-60H
Vin	9~36VDC	18~72VDC	40~160VDC	9~36VDC	18~72VDC	40~160VDC
Vout / Iout	3.3V, 0~6A	3.3V, 0~6A	3.3V, 0~6A	3.3V, 0~12A	3.3V, 0~12A	3.3V, 0~12A
	5V, 0~6A	5V, 0~6A	5V, 0~6A	5V, 0~12A	5V, 0~12A	5V, 0~12A
	12V, 0~2.5A	12V, 0~2.5A	12V, 0~2.5A	12V, 0~5A	12V, 0~5A	12V, 0~5A
	24V, 0~1.25A	24V, 0~1.25A	24V, 0~1.25A	24V, 0~2.5A	24V, 0~2.5A	24V, 0~2.5A

Model No.	RSD-100B	RSD-100C	RSD-100D	RSD-150B	RSD-150C	RSD-150D
Vin	16.8~31.2VDC	33.6~62.4VDC	67.2~143VDC	16.8~31.2VDC	33.6~62.4VDC	67.2~143VDC
Vout / Iout	5V, 0~20A	5V, 0~20A	5V, 0~20A	5V, 0~30A	5V, 0~30A	5V, 0~30A
	12V, 0~8.4A	12V, 0~8.4A	12V, 0~8.4A	12V, 0~12.5A	12V, 0~12.5A	12V, 0~12.5A
	24V, 0~4.2A	24V, 0~4.2A	24V, 0~4.2A	24V, 0~6.3A	24V, 0~6.3A	24V, 0~6.3A

Model No.	RSD-200B	RSD-200C	RSD-200D	RSD-500B	RSD-500C	RSD-500D
Vin	16.8~31.2VDC	33.6~62.4VDC	67.2~143VDC	16.8~33.6VDC	33.6~67.2VDC	67.2~154VDC
Vout / Iout	12V, 0~16.7A	12V, 0~16.7A	12V, 0~16.7A	12V, 0~35A	12V, 0~35A	12V, 0~35A
	24V, 0~8.4A	24V, 0~8.4A	24V, 0~8.4A	24V, 0~17.5A	24V, 0~19.2A	24V, 0~20.8A
	48V, 0~4.2A	48V, 0~4.2A	48V, 0~4.2A	48V, 0~8.8A	48V, 0~9.6A	48V, 0~10.4A

Model No.	RSD-300B	RSD-300C	RSD-300D	RSD-300E	RSD-300F
Vin	16.8~31.2VDC	33.6~62.4VDC	67.2~143VDC	25.2~46.8VDC	50.4~93.6VDC
Vout / Iout	5V, 0~42A	5V, 0~42A	5V, 0~42A	5V, 0~42A	5V, 0~42A
	12V, 0~22.5A	12V, 0~25A	12V, 0~25A	12V, 0~25A	12V, 0~25A
	24V, 0~11.3A	24V, 0~12.5A	24V, 0~12.5A	24V, 0~12.5A	24V, 0~12.5A
	48V, 0~5.7A	48V, 0~6.3A	48V, 0~6.3A	48V, 0~6.3A	48V, 0~6.3A

15~480W DIN Rail Type Railway & ITE DC-DC Converter

DDR Series



DDR-15
17.5x90x54.5mm

DDR-30
35x90x54.5mm

DDR-60
52.5x90x54.5mm

DDR-120
32x125.2x102mm

DDR-240
40x125.2x113.5mm

DDR-480
85.5x125.2x128.5mm



Spec

DDR-15~60 Features

- Plastic case
- **4:1** ultra-wide input range
- Compact size with 1SU~3SU width
- **Fanless design**, cooling by free air convection
- DIN Rail: TS-35/7.5 or TS-35/15
- **4KVDC** I/O Reinforced isolation
- **-40~+85°C** wide operating temperature
- DC output adjustable (+/-10%)
- Protections: Short circuit/Overload/Over voltage/Input reverse polarity/Input Under Voltage
- 3 years warranty

DDR-120~480 Features

- Metal case
- **2:1** wide input range
- **Railway & ITE dual certification**
- **150%** peak load capability
- **-40~+70°C** wide operating temperature
- **Fanless design**, cooling by free air convection
- DIN Rail: TS-35/7.5 or TS-35/15
- **4KVDC** I/O Reinforced isolation
- DC output adjustable ($\pm 15\%$)
- DC OK relay contact and Remote ON/OFF(DDR-240/480 only)
- **Current sharing function** with 3+1 (DDR-240/480 only; 960W/1920W Max.)
- Protections: Short circuit/Overload/Over voltage/Input reverse polarity/Input under voltage
- 3 years warranty

Models



Model No.	DDR-15G	DDR-15L	DDR-30G	DDR-30L	DDR-60G	DDR-60L
Vin	9~36VDC	18~75VDC	9~36VDC	18~75VDC	9~36VDC	18~75VDC
Vout / Iout	3.3V, 0~3.5A	3.3V, 0~4.5A	5V, 0~6A	5V, 0~6A	5V, 0~10.8A	5V, 0~12A
	5V, 0~3A	5V, 0~3A	12V, 0~2.5A	12V, 0~2.5A	12V, 0~5A	12V, 0~5A
	12V, 0~1.25A	12V, 0~1.25A	15V, 0~2A	15V, 0~2A	15V, 0~4A	15V, 0~4A
	15V, 0~1A	15V, 0~1A	24V, 0~1.25A	24V, 0~1.25A	24V, 0~2.5A	24V, 0~2.5A
	24V, 0~0.63A	24V, 0~0.63A				

Model No.	DDR-120A	DDR-120B	DDR-120C	DDR-120D	DDR-240B	DDR-240C	DDR-240D
Vin	9~18VDC	16.8~33.6VDC	33.6~67.2VDC	67.2~154VDC	16.8~33.6VDC	33.6~67.2VDC	67.2~154VDC
Vout / Iout	12V, 0~8.3A	12V, 0~10A	12V, 0~10A	12V, 0~10A	24V, 0~10A	24V, 0~10A	24V, 0~10A
	24V, 0~4.2A	24V, 0~5A	24V, 0~5A	24V, 0~5A	48V, 0~5A	48V, 0~5A	48V, 0~5A
	48V, 0~2.1A	48V, 0~2.5A	48V, 0~2.5A	48V, 0~2.5A			

Model No.	DDR-480B	DDR-480C	DDR-480D
Vin	16.8~33.6VDC	33.6~67.2VDC	67.2~154VDC
Vout / Iout	12V, 0~33.4A	12V, 0~33.4A	12V, 0~33.4A
	24V, 0~20A	24V, 0~20A	24V, 0~20A
	48V, 0~10A	48V, 0~10A	48V, 0~10A

DDRH/RSDH Series

15~300W 150~1500VDC High Input Voltage for PV/Energy Storage DC-DC Converter



Spec

DDRH-15 DDRH-15-ST DDRH-15-DR DDRH-60 DDRH-120 DDRH-240 RSDH-150 RSDH-300
 DDRH-30 DDRH-30-ST DDRH-30-DR
 DDRH-45 DDRH-45-ST DDRH-45-DR

DDRH Features

- 150~1500VDC 10:1 ultra-wide input range (DDRH-15~60)
250~1500VDC 6:1 ultra-wide input range(DDRH-120/240)
- 4KVDC I/O reinforced isolation
- **Fanless design**, cooling by free air convection
- **Potted with silicone, dust and moisture proof**(DDRH-15~60)
- DIN Rail: TS-35/7.5 or TS-35/15
- Protections: Short circuit/Overload/Over voltage/Over temp./DC Input under voltage/DC Input reverse polarity
- **-40~+80°C** wide operating temperature (>+50°C derating based on models)
- **Current sharing function** with 3+1 (DDRH-240 only, **960W Max.**)
- Operating altitude up to **5000 meters**
- OVC II
- DC OK relay contact
- DC output adjustable (+20%, DDRH-60~240 only)
- 3 years warranty

RSDH Features

- 250~1500VDC 6:1 ultra-wide input range
- 4KVAC I/O reinforced isolation
- Protections: Short circuit/Overload/Over voltage/Over temp./DC Input under voltage/DC Input reverse polarity
- **Fanless design**, cooling by free air convection
- **Half encapsulated, dustproof, moistureproof, 3G vibration resistance**
- **-40~+80°C** wide operating temperature (>+55 °C derating)
- OVC II
- Operating altitude up to **5000** meters
- DC output adjustable (+20%)
- 1U low profile (41mm)
- 3 years warranty

Models
























Model No.	DDRH-15-xx□	DDRH-30-xx□	DDRH-45-xx□	DDRH-60	DDRH-120	DDRH-240
Vout / Iout	5V, 0~2A	12V, 0~2.5A	12V, 0~3.75A	5V, 0~10A	12V, 0~8.4A	12V, 0~16.7A
	12V, 0~1.25A	15V, 0~2A	15V, 0~3A	12V, 0~5A	24V, 0~5A	24V, 0~10A
	15V, 0~1A	24V, 0~1.25A	24V, 0~1.87A	24V, 0~2.5A	32V, 0~3.75A	32V, 0~7.5A
	24V, 0~0.625A	48V, 0~0.625A	48V, 0~0.93A	48V, 0~1.25A	48V, 0~2.5A	48V, 0~5A
Dimension (mm)	P : 76.2x50.8x25 ST : 122.3x57.3x32 DR : 122.3x57.3x43.5	P : 89x63.5x25 ST : 135x70x32 DR : 135x70x43.5		57x93.5x105	63x125.2x115	85.5x125.2x129.2

□=P (PCB mounting); ST (Screw Terminal); DR (DIN Rail Type)

Model No.	RSDH-150	RSDH-300
Vout / Iout	12V, 0~10A	12V, 0~20A
	24V, 0~6.2A	24V, 0~12.5A
	32V, 0~4.68A	32V, 0~9.37A
	48V, 0~3.12A	48V, 0~6.25A
Dimension (mm)	191x86x41	237x100x41

Selection Table of DC-DC Module Type



Type	Package	Series		Watt	Vin	Vout	Output Regulation	Isolation voltage	Operating temperature	Dimension (LxWxH)	Certificated	
		Picture	Model									
Medical	SIP		MDS01-N	1W	5V(4.5~5.5V) 12V(10.8~13.2V) 24V(21.6~26.4V)	3.3V 5V 12V 15V	Unregulated	6KVDC	-40~+95°C	0.77"x0.28"x0.45"	UL/CB/ EAC/CE/ UKCA 	
			MDD01-N	1W	5V(4.5~5.5V) 12V(10.8~13.2V) 24V(21.6~26.4V)	±5V ±12V ±15V		6KVDC	-40~+95°C	0.77"x0.28"x0.45"		
			MDS02-N	2W	5V(4.5~5.5V) 12V(10.8~13.2V) 24V(21.6~26.4V)	3.3V 5V 12V 15V		6KVDC	-40~+95°C	0.77"x0.28"x0.45"		
			MDD02-N	2W	5V(4.5~5.5V) 12V(10.8~13.2V) 24V(21.6~26.4V)	±5V ±12V ±15V		6KVDC	-40~+95°C	0.77"x0.28"x0.45"		
	DIP24		MDS03	3W	12V, 48V(9~36V) 24V, 48V(18~75V)	5V 12V 15V	Regulated	6KVDC	-40~+90°C	1.25"x0.8"x0.48"	EAC/CE/ UKCA 	
			MDD03	3W	12V, 24V(9~36V) 24V, 48V(18~75V)	±5V ±12V ±15V		6KVDC	-40~+90°C	1.25"x0.8"x0.48"		
			MDS06	6W	12V, 24V(9~36V) 24V, 28V(18~75V)	5V 12V 15V		6KVDC	-40~+90°C	1.25"x0.8"x0.48"		
			MDD06	6W	12V, 24V(9~36V) 24V, 48V(18~75V)	±5V ±12V ±15V		6KVDC	-40~+90°C	1.25"x0.8"x0.48"		
	2"x1"		MDS15	15W	12V(9~18V) 24V(18~36V) 48V(36~75V)	5V 12V 15V 24V	Regulated	4KVAC	-40~+90°C	2"x1"x0.47"	EAC/CE/ UKCA 	
			MDS20	20W	12V(9~18V) 24V(18~36V) 48V(36~75V)	5V 12V 15V 24V		4KVAC	-40~+90°C	2"x1"x0.47"		
	Photovoltaic/Energy Storage	DIP		DDRH-15-P	15W	150~1500V	5V 12V 15V 24V	Regulated	4KVAC	-40~+80°C	3"x2"x1"	UL/EAC/ CE/UKCA  
				DDRH-30-P	30W	150~1500V	12V 15V 24V 48V		4KVAC	-40~+80°C	3.5"x2.5"x1"	
			DDRH-45-P	45W	150~1500V	12V 15V 24V	4KVAC		-40~+80°C	3.5"x2.5"x1"		
			DDRH-15-TB	15W	150~1500V	5V 12V 15V 24V	4KVAC		-40~+80°C	4.81"x2.25"x1.22"		
			DDRH-30-TB	30W	150~1500V	12V 15V 24V 48V	4KVAC		-40~+80°C	5.31"x2.75"x1.22"		
			DDRH-45-TB	45W	150~1500V	12V 15V 24V 48V	4KVAC		-40~+80°C	5.31"x2.75"x1.22"		

Selection Table of DC-DC Module Type



















Selection Table of DC-DC Module

Type	Package	Series		Watt	Vin	Vout	Output Regulation	Isolation voltage	Operating temperature	Dimension (LxWxH)	Certificated
		Picture	Model								
Railway	DIP24		RSDW08	8W	12V, 24V (9~36V) 24V, 48V (18~75V)	3.3V 5V 12V 15V	Regulated	1.5KVDC	-40~+85°C	1.25"x 0.8"x 0.4"	EAC/CE/ UKCA 
			RDDW08	8W	12V, 24V(9~36V) 24V, 48V (18~75V)	±5V ±12V ±15V		1.5KVDC	-40~+85°C	1.25"x 0.8"x 0.4"	
			RSDW10	10W	72V, 96V, 110V (43~160V)	3.3V 5V 12V 15V		3KVDC	-40~+85°C	1.25"x 0.8"x 0.5"	
			RDDW10	10W	72V, 96V, 110V (43~160V)	±5V ±12V ±15V		3KVDC	-40~+85°C	1.25"x 0.8"x 0.5"	
	2"x1"		RSDW20	20W	12V, 24V (9~36V) 24V, 48V (18~75V) 72V, 96V, 110V (43~160V)	3.3V 5V 12V 15V		1.5/3KVDC (By type)	-40~+85°C	2"x 1"x 0.4"	EAC/CE/ UKCA 
			RDDW20	20W	12V, 24V (9~36V) 24V, 48V (18~75V) 72V, 96V, 110V (43~160V)	±5V ±12V ±15V		1.5/3KVDC (By type)	-40~+85°C	2"x 1"x 0.4"	
			RSDW20UW	20W	12V, 24V, 48V 72V, 96V, 110V (8.5~160V)	5V 12V 15V		3KVAC	-40~+90°C	2"x 1"x 0.4"	UL/EAC/ CE/UKCA 
			RDDW20UW	20W	12V, 24V, 48V 72V, 96V, 110V (8.5~160V)	±12V ±15V ±24V		3KVAC	-40~+90°C	2"x 1"x 0.4"	
			RSDW40	40W	12V, 24V(9~36V) 24V, 48V(18~75V) 72V, 96V,110V (40~160V)	3.3V 5V 12V 15V 24V 48V		1.6/3KVDC (By type)	-40~+90°C	2"x 1"x 0.41"	EAC/CE/ UKCA/ UL (RQB40W12 RQB60W12) 
			RDDW40	40W	12V, 24V(9~36V) 24V, 48V(18~75V)	±12V ±15V		1.6KVDC	-40~+90°C	2"x 1"x 0.41"	
			RSDW60	60W	12V, 24V(9~36V) 24V, 48V(18~75V) 72V, 96V,110V (40~160V)	3.3V 5V 12V 15V 24V 48V		1.6/3KVDC (By type)	-40~+85°C	2"x 1"x 0.41"	
			RDDW60	60W	12V, 24V(9~36V) 24V, 48V(18~75V)	±12V ±15V		1.6KVDC	-40~+85°C	2"x 1"x 0.41"	
	1/4 Brick		RQB40W12	40W	24V, 36V, 48V, 72V, 96V, 110V (14~160V)	5V 12V 24V 48V 54V		3KVDC	-40~+90°C	2.28"x 1.45"x 0.5"	
			RQB60W12	60W	24V, 36V, 48V, 72V, 96V, 110V (14~160V)	5V 12V 24V 48V 54V		3KVDC	-40~+90°C	2.28"x 1.45"x 0.5"	
			RQB150W12	150W	24V, 36V, 48V, 72V, 96V, 110V (14~160V)	12V 24V 48V 54V		3KVDC	-40~+90°C	2.28"x 1.45"x 0.5"	
			RQB150W3	150W	72V, 96V,110V (60~160V)	12V 24V 48V 54V		3KVDC	-40~+90°C	2.28"x 1.45"x 0.5"	

Selection Table of DC-DC Module Type

















Type	Package	Series		Watt	Vin	Vout	Output Regulation	Isolation voltage	Operating temperature	Dimension (LxWxH)	Certified										
		Picture	Model																		
Telecom / Datacom / Industrial	SIP		GD2 NEW	2W	12V(10.8~13.2V) 15V(13.5~16.5V) 24V(21.6~26.4V)	-3 -3.5 -5 -9 -15	Unregulated	6.2KVDC or 4.2KVAC	-40~+90°C	19.5x9.8x12.5mm	UL/EAC/ CE/UKCA										
	SIP		N78-PV/PH	3.3~15W	12V(6~36V)	3.3V	Regulated	NA (non-isolated)	-40~+85°C	16x10.5x7.5mm	EAC/CE/ UKCA										
					12V(8~36V) 12V(8~27V)	5V -5V															
					24V(13~36V)	9V															
	SIP		N78-C/CW	3.3~15W	24V(16~36V) 12V(8~20V)	12V -12V	Regulated	NA (non-isolated)	-40~+85°C	17.5x11.5x9mm	EAC/CE/ UKCA										
					24V(20~36V) 12V(8~18V)	15V -15V															
	Telecom / Datacom / Industrial	SMD		SPOL-01	5.5W	Nom. 12V (3~14V)	Nom.5V (0.9~5.5V 可编程)	Regulated	NA (non-isolated)	-40~+82°C	12.4x12.4x4mm	EAC/CE/ UKCA									
														SPOL-12	66W	Nom. 12V (3~14V)	Nom.5V (0.6~5.5V 可编程)	NA (non-isolated)	-40~+90°C	12.19x12.19x3.1mm	
		SMD		CAR01 NEW	1W	5V(4.5~5.5V)	5V	Unregulated	4KVDC	-40~+115°C	0.55"x0.42"x0.22"	EAC/CE/ UKCA									
														SBTN01	1W	5V(4.5~5.5V) 12V(10.8~13.2V) 24V(21.6~26.4V)	5V 9V 12V 15V	1.5KVDC	-40~+90°C (-40~+105°C optional)	0.5"x0.43"x0.28"	CB/UL/ EAC/CE/ UKCA
														SBTN01-N	1W	5V(4.5~5.5V) 12V(10.8~13.2V) 24V(21.6~26.4V)	5V 12V 15V	2KVDC	-40~+100°C	0.5"x0.43"x0.28"	EAC/CE/ UKCA
														SFTN01	1W	5V(4.5~5.5V) 12V(10.8~13.2V) 24V(21.6~26.4V)	5V 9V 12V 15V	3KVDC	-40~+90°C (-40~+105°C optional)	0.6"x0.42"x0.28"	EAC/CE/ UKCA
														SFTN01-N	1W	5V(4.5~5.5V) 12V(10.8~13.2V) 24V(21.6~26.4V)	5V 9V 12V 15V	3KVDC	-40~+100°C	0.6"x0.43"x0.28"	CB/UL/ EAC/CE/ UKCA
														DETN01	1W	5V(4.5~5.5V) 12V(10.8~13.2V) 24V(21.6~26.4V)	±5V ±12V ±15V	3KVDC	-40~+90°C (-40~+105°C optional)	0.6"x0.43"x0.28"	EAC/CE/ UKCA
														DETN01-N	1W	5V(4.5~5.5V) 12V(10.8~13.2V) 24V(21.6~26.4V)	±5V ±12V ±15V	3KVDC	-40~+100°C	0.6"x0.43"x0.28"	EAC/CE/ UKCA
													SFTN02	2W	5V(4.5~5.5V) 12V(10.8~13.2V) 24V(21.6~26.4V)	5V 12V 15V	3KVDC	-40~+100°C	0.6"x0.43"x0.28"	EAC/CE/ UKCA	
													SFTN02-N	2W	5V(4.5~5.5V) 12V(10.8~13.2V) 24V(21.6~26.4V)	5V 12V 15V	3KVDC	-40~+85°C	0.6"x0.43"x0.36"	EAC/CE/ UKCA	
													DETN02	2W	5V(4.5~5.5V) 12V(10.8~13.2V) 24V(21.6~26.4V)	±5V ±12V ±15V	3KVDC	-40~+100°C (-40~+105°C optional)	0.6"x0.43"x0.28"	EAC/CE/ UKCA	
													DETN02-N	2W	5V(4.5~5.5V) 12V(10.8~13.2V) 24V(21.6~26.4V)	±5V ±12V ±15V	3KVDC	-40~+85°C	0.6"x0.43"x0.36"	EAC/CE/ UKCA	

Selection Table of DC-DC Module Type






















Selection Table of DC-DC Module

Type	Package	Series		Watt	Vin	Vout	Output Regulation	Isolation voltage	Operating temperature	Dimension (LxWxH)	Certificated						
		Picture	Model														
Telecom / Datacom / Industrial	SIP		SMU01-N NEW	1W	3.3V(2.97~3.63V) 5V(4.5~5.5V) 12V(10.8~13.2V) 24V(21.6~26.4V)	3.3V 5V 9V 12V 15V 24V	Unregulated	1.5KVDC	-40~+105°C	0.46"x 0.24"x 0.4"	EAC/CE/UKCA						
			SMU02-N NEW	2W	5V(4.5~5.5V) 12V(10.8~13.2V) 24V(21.6~26.4V)	3.3V 5V 9V 12V 15V 24V						1.5KVDC	-40~+105°C	0.46"x 0.3"x 0.4"			
			SPU01	1W	5V(4.5~5.5V) 12V(10.8~13.2V) 24V(21.6~26.4V)	5V 12V 15V						1.5KVDC	-40~+90°C	5/12Vin: 0.77"x 0.24"x 0.4" 24Vin: 0.77"x 0.28"x 0.4"			
			DPU01	1W	5V(4.5~5.5V) 12V(10.8~13.2V) 24V(21.6~26.4V)	±5V ±12V ±15V									-40~+90°C	5/12Vin: 0.77"x 0.24"x 0.4" 24Vin: 0.77"x 0.28"x 0.4"	
			SPUN02	2W	5V(4.5~5.5V) 12V(10.8~13.2V) 24V(21.6~26.4V)	5V 12V 15V						3KVDC	-40~+105°C	0.77"x 0.28"x 0.4"			
			DPUN02	2W	5V(4.5~5.5V) 12V(10.8~13.2V) 24V(21.6~26.4V)	±5V ±12V ±15V						3KVDC	-40~+105°C	0.77"x 0.28"x 0.4"			
			SPU03	3W	5V(4.5~5.5V) 12V(10.8~13.2V) 24V(21.6~26.4V)	5V 12V 15V						3KVDC	-40~+90°C	0.77"x 0.3"x 0.4"	FCC/EAC/CE/UKCA		
			SPRN01	1W	5V(4.75~5.5V) 12V(11.4~13.2V) 24V(22.8~26.4V) 48V(45.6~52.8V)	5V 12V 15V						1.5KVDC	-40~+90°C	0.77"x 0.28"x 0.4"			
			DPRN01	1W	5V(4.75~5.5V) 12V(11.4~13.2V) 24V(22.8~26.4V) 48V(45.6~52.8V)	±12V ±15V									1.5KVDC	-40~+90°C	0.77"x 0.28"x 0.4"
		DIP16		SRS	0.5W	5V(4.5~5.5V) 12V(10.8~13.2V) 24V(21.6~26.4V) 48V(43.2~52.8V)						5V 9V 12V 15V	Unregulated	1KVDC	-25~+71°C	0.89"x 0.39"x 0.33"	FCC/EAC/CE/UKCA
				SUS01	1W	5V(4.5~5.5V) 12V(10.8~13.2V) 24V(21.6~26.4V) 48V(43.2~52.8V)						5V 9V 12V 15V					
		DIP7		SMA01	1W	5V(4.5~5.5V) 12V(10.8~13.2V) 24V(21.6~26.4V)						5V 9V 12V 15V	Unregulated	1KVDC	-40~+90°C	0.5"x 0.4"x 0.28"	
DIP16		SLC03	3W	12V (9~18V) 24V (18~36V) 48V (36~75V)	5V 12V 15V	Regulated	1.5KVDC	-40~+85°C	0.87"x 0.54"x 0.34"	EAC/CE/UKCA							
		DLC03	3W	12V (9~18V) 24V (18~36V) 48V (36~75V)	±5V ±12V ±15V						1.5KVDC	-40~+85°C	0.87"x 0.54"x 0.34"				

Selection Table of DC-DC Module Type






















Type	Package	Series		Watt	Vin	Vout	Output Regulation	Isolation voltage	Operating temperature	Dimension (LxWxH)	Certified
		Picture	Model								
Telecom / Datacom / Industrial	SIP		SPA01	1W	12V(9~18V) 24V(18~36V) 48V(36~72V)	5V 12V 15V	Regulated	1.5KVDC	-40~+90°C	0.69"x 0.3"x 0.44"	EAC/CE/ UKCA
			SPA01W8	1W	12V, 24V, 36V, 48V, 72V(9~75V)	3.3V 5V 9V 12V 15V 24V		1.5KVDC	-40~+95°C	0.69"x 0.3"x 0.44"	
			DPA01W8	1W	12V, 24V, 36V, 48V, 72V(9~75V)	±5V ±12V ±15V		1.5KVDC	-40~+95°C	0.69"x 0.3"x 0.44"	
			SPAN02	2W	5V(4.5~9V) 12V(9~18V) 24V(18~36V) 48V(36~75V)	3.3V 5V 12V 15V		1.5KVDC	-40~+90°C	0.86"x 0.36"x 0.44"	
			SPAN02W8	2W	12V, 24V, 36V, 48V, 72V(9~75V)	3.3V 5V 12V 15V		3KVDC	-40~+95°C	0.86"x 0.36"x 0.44"	
			DPAN02	2W	5V(4.5~9V) 12V(9~18V) 24V(18~36V) 48V(36~75V)	±5V ±12V ±15V		1.5KVDC	-40~+90°C	0.86"x 0.36"x 0.44"	
			DPAN02W8	2W	12V, 24V, 36V, 48V, 72V(9~75V)	±5V ±12V ±15V		3KVDC	-40~+95°C	0.86"x 0.36"x 0.44"	
			SPBW03	3W	12V, 24V(9~36V) 24V, 48V(18~75V)	3.3V 5V 12V 15V		1.5KVDC	-40~+85°C	0.86"x 0.36"x 0.44"	
			SPBW03W8	3W	12V, 24V, 36V, 48V, 72V(9~75V)	3.3V 5V 12V 15V		3KVDC	-40~+90°C	0.86"x 0.36"x 0.44"	
			DPBW03	3W	12V, 24V(9~36V) 24V, 48V(18~75V)	±5V ±12V ±15V		1.5KVDC	-40~+85°C	0.86"x 0.36"x 0.44"	
			DPBW03W8	3W	12V, 24V, 36V, 48V, 72V(9~75V)	±5V ±12V ±15V		3KVDC	-40~+90°C	0.86"x 0.36"x 0.44"	
			SPBW06	6W	12V, 24V(9~36V) 24V, 48V(18~75V)	3.3V 5V 12V 15V		1.5KVDC	-40~+85°C	0.86"x 0.36"x 0.44"	
			SPBW06W8	6W	12V, 24V, 36V, 48V, 72V(9~75V)	3.3V 5V 12V 15V		3KVDC	-40~+85°C	0.86"x 0.36"x 0.44"	
			DPBW06	6W	12V, 24V(9~36V) 24V, 48V(18~75V)	±5V ±12V ±15V		1.5KVDC	-40~+85°C	0.86"x 0.36"x 0.44"	
			DPBW06W8	6W	12V, 24V, 36V, 48V, 72V(9~75V)	±5V ±12V ±15V		3KVDC	-40~+85°C	0.86"x 0.36"x 0.44"	
			SPB09	9W	12V(9~18V) 24V(18~36V) 48V(36~75V)	3.3V 5V 12V 15V 24V		1.5KVDC	-40~+90°C	0.94"x 0.38"x 0.44"	
			SPB09W8	9W	12V, 24V, 36V, 48V, 72V(9~75V)	3.3V 5V 9V 12V 15V 24V		1.5KVDC	-40~+90°C	0.94"x 0.38"x 0.44"	
			DPB09	9W	12V(9~18V) 24V(18~36V) 48V(36~75V)	±5V ±12V ±15V		1.5KVDC	-40~+90°C	0.94"x 0.38"x 0.44"	
	DPB09W8	9W	12V, 24V, 36V, 48V, 72V(9~75V)	±5V ±12V ±15V	1.5KVDC	-40~+90°C	0.94"x 0.38"x 0.44"				

※ The performance of 9~75V input models are better than 9~18V, 18~36V, 36~75V models.

It is highly recommended to use SIP SPA/DPA01W8, SPAN/DPAN02W8, SPBW/DPBW03W8, SPBW/DPBW06W8, SPB/DPB09W8 Series for new projects.

Selection Table of DC-DC Module Type





















Type	Package	Series		Watt	Vin	Vout	Output Regulation	Isolation voltage	Operating temperature	Dimension (LxWxH)	Certified
		Picture	Model								
Telecom / Datacom / Industrial	DIP24		SCWN03	3W	5V (4.5~9V) 12V (9~18V) 24V (18~36V) 48V (36~72V)	3.3V 5V 12V 15V	Regulated	3KVDC	-40~+90°C	125"x 0.8"x 0.4"	EAC/CE/ UKCA
			SCWN03W8	3W	12V, 24V, 36V, 48V, 72V(9~75V)	3.3V 5V 12V 15V		3KVDC	-40~+95°C	125"x 0.8"x 0.4"	
			DCWN03	3W	5V (4.5~9V) 12V (9~18V) 24V (18~36V) 48V (36~72V)	±5V ±12V ±15V		3KVDC	-40~+90°C	125"x 0.8"x 0.4"	
			DCWN03W8	3W	12V, 24V, 36V, 48V, 72V(9~75V)	±5V ±12V ±15V		3KVDC	-40~+95°C	125"x 0.8"x 0.4"	
			SCWN06	6W	12V,(9~18V) 24V,(18~36V) 48V,(36~72V)	3.3V 5V 12V 15V		3KVDC	-40~+90°C	125"x 0.8"x 0.4"	
			SCWN06W8	6W	12V, 24V, 36V, 48V, 72V(9~75V)	3.3V 5V 12V 15V		3KVDC	-40~+95°C	125"x 0.8"x 0.4"	
			DCWN06	6W	12V,(9~18V) 24V,(18~36V) 48V,(36~72V)	±5V ±12V ±15V		3KVDC	-40~+90°C	125"x 0.8"x 0.4"	
			DCWN06W8	6W	12V, 24V, 36V, 48V, 72V(9~75V)	±5V ±12V ±15V		3KVDC	-40~+95°C	125"x 0.8"x 0.4"	
			SCW08	8W	12V (9~18V) 24V (18~36V) 48V (36~72V)	5V 12V 15V		1KVDC	-40~+71°C	125"x 0.8"x 0.48"	
			SCW08W8	8W	12V, 24V, 36V, 48V, 72V(9~75V)	3.3V 5V 9V 12V 15V		3KVDC	-40~+90°C	125"x 0.8"x 0.48"	
			DCW08	8W	12V (9~18V) 24V (18~36V) 48V (36~72V)	±5V ±12V ±15V		1KVDC	-40~+71°C	125"x 0.8"x 0.48"	
			DCW08W8	8W	12V, 24V, 36V, 48V, 72V(9~75V)	±5V ±12V ±15V		3KVDC	-40~+90°C	125"x 0.8"x 0.48"	
			SCW12	12W	12V (9~18V) 24V (18~36V) 48V (36~72V)	5V 12V 15V		1.5KVDC	-40~+71°C	125"x 0.8"x 0.48"	
			SCW12W8	12W	12V, 24V, 36V, 48V, 72V(9~75V)	3.3V 5V 9V 12V 15V		3KVDC	-40~+85°C	125"x 0.8"x 0.48"	
			DCW12	12W	12V (9~18V) 24V (18~36V) 48V (36~72V)	±5V ±12V ±15V		1.5KVDC	-40~+71°C	125"x 0.8"x 0.48"	
			DCW12W8	12W	12V, 24V, 36V, 48V, 72V(9~75V)	±5V ±12V ±15V		3KVDC	-40~+85°C	125"x 0.8"x 0.48"	
			SCW20	20W	12V (9~18V) 24V (18~36V) 48V (36~75V)	5V 12V 15V		1.5KVDC	-40~+80°C	125"x 0.8"x 0.48"	
			SCW20W8	20W	12V, 24V, 36V, 48V, 72V(9~75V)	5V 12V 15V		3KVDC	-40~+80°C	125"x 0.8"x 0.48"	
	DCW20W8	20W	12V, 24V, 36V, 48V, 72V(9~75V)	±12V ±15V	3KVDC	-40~+80°C	125"x 0.8"x 0.48"				

※ The performance of 9~75V input models are better than 9~18V, 18~36V, 36~75V models.
It is highly recommended to use DIP24 SCWN/DCWN03W8, SCWN/DCWN06W8, SCW/DCW08W8, SCW/DCW12W8, SCW/DCW20W8 Series for new projects.

Selection Table of DC-DC Module Type



Type	Package	Series		Watt	Vin	Vout	Output Regulation	Isolation voltage	Operating temperature	Dimension (LxWxH)	Certified
		Picture	Model								
Telecom / Datacom / Industrial	1"x 1"		SI06W8 <small>NEW</small>	6W	12V, 24V, 36V, 48V, 72V(9~75V)	3.3V 5V 9V 12V 15V 24V	Regulated	3KVDC	-40~+90°C	1"x 1"x 0.4"	EAC/CE/ UKCA
			DI06W8 <small>NEW</small>	6W	12V, 24V, 36V, 48V, 72V(9~75V)	±5V ±12V ±15V					
			SKM10	10W	5V (4.7~9V) 12V (9~18V) 24V (18~36V) 48V (36~75V)	3.3V 5V 12V 15V					
			SKM10W8 <small>NEW</small>	10W	12V, 24V, 36V, 48V, 72V(9~75V)	3.3V 5V 12V 15V					
			DKM10	10W	5V (4.7~9V) 12V (9~18V) 24V (18~36V) 48V (36~75V)	±5V ±12V ±15V					
			DKM10W8 <small>NEW</small>	10W	12V, 24V, 36V, 48V, 72V(9~75V)	±5V ±12V ±15V					
			SKMW15	15W	12V, 24V, (9~36V) 24V, 48V, (18~75V)	3.3V 5V 12V 15V					
			SKMW15W8 <small>NEW</small>	15W	12V, 24V, 36V, 48V, 72V(9~75V)	3.3V 5V 12V 15V 24V					
			DKMW15	15W	12V, 24V, (9~36V) 24V, 48V, (18~75V)	±5V ±12V ±15V					
			DKMW15W8 <small>NEW</small>	15W	12V, 24V, 36V, 48V, 72V(9~75V)	±5V ±12V ±15V					
			SKMW20	20W	12V, 24V (9~36V) 24V, 48V (18~75V)	3.3V 5V 12V 15V					
			SKMW20W8 <small>NEW</small>	20W	12V, 24V, 36V, 48V, 72V(9~75V)	3.3V 5V 12V 15V					
			DKMW20	20W	12V, 24V (9~36V) 24V, 48V (18~75V)	±12V ±15V					
			DKMW20W8 <small>NEW</small>	20W	12V, 24V, 36V, 48V, 72V(9~75V)	±12V ±15V					
			SKMW30	30W	12V, 24V (9~36V) 24V, 48V (18~75V)	3.3V 5V 12V 15V					
			SKMW30W8 <small>NEW</small>	30W	12V, 24V, 36V, 48V, 72V(9~75V)	3.3V 5V 12V 15V					
			DKMW30	30W	12V, 24V (9~36V) 24V, 48V (18~75V)	±12V ±15V					
			DKMW30W8 <small>NEW</small>	30W	12V, 24V, 36V, 48V, 72V(9~75V)	±12V ±15V					

※ The performance of 9~75V input models are better than 9~18V, 18~36V, 36~75V models.

It is highly recommended to use 1"x1" SKM/DKM10W8, SKMW/DKMW15W8, SKMW/DKMW20W8, SKMW/DKMW30W8 Series for new projects.

Selection Table of DC-DC Module Type





























Type	Package	Series		Watt	Vin	Vout	Output Regulation	Isolation voltage	Operating temperature	Dimension (LxWxH)	Certified
		Picture	Model								
Telecom / Datacom / Industrial	2"x1"		SLW05	5W	12V(9~18V) 24V(18~36V) 48V(36~72V)	5V 9V 12V 15V	Regulated	1KVDC	-25~+71°C	2"x 1"x0.44"	FCC/EAC/ CE/UKCA
			DLW05	5W	12V(9~18V) 24V(18~36V) 48V(36~72V)	±5V ±12V ±15V		1KVDC	-25~+71°C	2"x 1"x0.44"	
			SKE10	10W	12V(9~18V) 24V(18~36V) 48V(36~72V)	5V 12V 15V 24V		1KVDC	-25~+71°C	2"x 1"x0.44"	
			SKE10W8	10W	12V, 24V, 36V, 48V, 72V(9~75V)	3.3V 5V 9V 12V 15V 24V		3KVDC	-40~+95°C	2"x 1"x0.44"	
			DKE10	10W	12V(9~18V) 24V(18~36V) 48V(36~72V)	±5V ±12V ±15V ±24V		1KVDC	-25~+71°C	2"x 1"x0.44"	
			DKE10W8	10W	12V, 24V, 36V, 48V, 72V(9~75V)	±5V ±12V ±15V		3KVDC	-40~+95°C	2"x 1"x0.44"	
			SKA15	15W	12V(9~18V) 24V(18~36V) 48V(36~72V)	3.3V 5V 12V 15V		1KVDC	-40~+71°C	2"x 1"x0.44"	
			SKA15W8	15W	12V, 24V, 36V, 48V, 72V(9~75V)	3.3V 5V 9V 12V 15V 24V		3KVDC	-40~+90°C	2"x 1"x0.44"	
			DKA15	15W	12V(9~18V) 24V(18~36V) 48V(36~72V)	±5V ±12V ±15V		1KVDC	-40~+71°C	2"x 1"x0.44"	
			DKA15W8	15W	12V, 24V, 36V, 48V, 72V(9~75V)	±5V ±12V ±15V		3KVDC	-40~+90°C	2"x 1"x0.44"	
		SKA20	20W	12V(9~18V) 24V(18~36V) 48V(36~75V)	5V 12V 15V	1.5KVDC	-40~+85°C	2"x 1"x0.44"			
		SKA20W8	20W	12V, 24V, 36V, 48V, 72V(9~75V)	3.3V 5V 12V 15V 24V	3KVDC	-40~+90°C	2"x 1"x0.44"			
		DKA20W8	20W	12V, 24V, 36V, 48V, 72V(9~75V)	±12V ±15V	3KVDC	-40~+90°C	2"x 1"x0.44"			
		SKM30	30W	12V(9~18V) 24V(18~36V) 48V(36~75V)	5V 12V 15V	1.5KVDC	-40~+75°C	2"x 1"x0.44"			
		SKM30-N	30W	12V, 24V(9~36V) 24V, 48V(18~75V)	5V 12V 15V	3KVDC	-40~+90°C	2"x 1"x0.44"			
		SKM30W8	30W	12V, 24V, 36V, 48V, 72V(9~75V)	5V 12V 15V 24V	3KVDC	-40~+90°C	2"x 1"x0.44"			
		DKM30W8	30W	12V, 24V, 36V, 48V, 72V(9~75V)	±12V ±15V	3KVDC	-40~+90°C	2"x 1"x0.44"			
		SKM50	50W	24V(18~36V) 48V(36~75V)	5V 12V 15V	1.5KVDC	-40~+75°C	2"x 1"x0.54"			
		SKM50W8	50W	12V, 24V, 36V, 48V, 72V(9~75V)	3.3V 5V 12V 15V	3KVDC	-40~+75°C	2"x 1"x0.54"			

※ The performance of 9~75V input models are better than 9~18V, 18~36V, 36~75V models.

It is highly recommended to use 2"x1" SKE/DKE10W8, SKA/DKA15W8, SKA/DKA20W8, SKM/DKM30W8, SKM50W8 Series for new projects.

Selection Table of DC-DC Module Type



Type	Package	Series		Watt	Vin	Vout	Output Regulation	Isolation voltage	Operating temperature	Dimension (LxWxH)	Certified
		Picture	Model								
Telecom / Datacom / Industrial	2"x2"		SKE15	15W	12V(9~18V) 24V(18~36V) 48V(36~72V)	5V 12V 15V 24V	Regulated	1KVDC	-25 ~ +71°C	2"x2"x0.43"	FCC/EAC/ CE/UKCA
			DKE15	15W	12V(9~18V) 24V(18~36V) 48V(36~72V)	±5V ±12V ±15V ±24V		1KVDC	-25 ~ +71°C	2"x2"x0.43"	
			DKA30	30W	12V(9~18V) 24V(18~36V) 48V(36~72V)	±5V ±12V ±15V		1KVDC	-40 ~ +85°C	2"x2"x0.82"	
			TKA30	30W	12V(9~18V) 24V(18~36V) 48V(36~72V)	5V/±12V 5V/±15V		1KVDC	-40 ~ +85°C	2"x2"x0.82"	
			SKA40	40W	12V(9~18V) 24V(18~36V) 48V(36~75V)	5V 12V 15V		1.5KVDC	-40 ~ +80°C	2"x2"x0.43"	
			SKA60	60W	12V(9~18V) 24V(18~36V) 48V(36~75V)	5V 12V 15V		1.5KVDC	-40 ~ +70°C	2"x2"x0.43"	
	1/2 Brick		MHB75	75W	12V(9~18V) 24V(18~36V) 48V(36~75V)	5V 12V 24V		1.5KVDC	-40 ~ +100°C	2.28"x2.4"x0.5"	UL/EAC/ CE/UKCA
			MHB100	100W	24V(18~36V) 48V(36~75V)	5V 12V 24V		1.5KVDC	-40 ~ +100°C	2.28"x2.4"x0.5"	
			MHB150	150W	48V(36~75V)	5V 12V 24V		1.5KVDC	-40 ~ +100°C	2.28"x2.4"x0.5"	
	LED	NA		LDD-300~700L	NA	9~36V		2~32V	NA	NA (non-isolated)	-40 ~ +85°C
			LDD-300~700LW	9~36V		2~32V	-40 ~ +85°C	0.89"x0.39"x0.35"			
			LDD-300~700LS	9~32V		2~28V	-40 ~ +85°C	1"x0.4135"x0.366"			
			LDB-300~350L	9~36V		2~40V	-40 ~ +70°C	1.25"x0.8"x0.48"			
			LDB-500L	9~36V		2~32V	-40 ~ +70°C	1.25"x0.8"x0.48"			
			LDB-600L	9~36V		2~30V	-40 ~ +70°C	1.25"x0.8"x0.48"			
			LDB-300~350LW	9~36V		2~40V	-40 ~ +70°C	1.25"x0.8"x0.48"			
			LDB-500LW	9~36V		2~32V	-40 ~ +70°C	1.25"x0.8"x0.48"			
			LDB-600LW	9~36V		2~30V	-40 ~ +70°C	1.25"x0.8"x0.48"			
			LDDS-HW/HWB	12~56V		2~45V	-40 ~ +55°C	1.85"x0.47"x0.28"			EAC/CE/ UKCA
			LDD-350~1050H-DA	6~50V		3~45V	-40 ~ +85°C	1.6"x0.93"x0.4"			
			LDD-1400H-DA	6~40V		3~36V	-40 ~ +85°C	1.6"x0.93"x0.4"			
			LDD-350~1050H-WDA	6~50V		3~45V	-40 ~ +85°C	1.6"x0.93"x0.4"			
			LDD-1400H-WDA	6~40V		3~36V	-40 ~ +85°C	1.6"x0.93"x0.4"			
			NLDD-350~1050H	10~56V		6~52V	-40 ~ +50°C	1.26"x0.8"x0.49"			
			NLDD-1200~1400H	10~56V		6~46V	-40 ~ +50°C	1.26"x0.8"x0.49"			
			NLDD-350~1050HW	10~56V		6~52V	-40 ~ +50°C	1.26"x0.8"x0.49"			
			NLDD-1200~1400HW	10~56V		6~46V	-40 ~ +50°C	1.26"x0.8"x0.49"			
			NHDD-40H/HW	360~420V		350V	-30 ~ +40°C	1.26"x0.8"x0.49"			

VFD (Variable Frequency Drive)

150~750W



VFD-200C-230
VFD-350C-230
VFD-750C-230



VFD-250P-230
VFD-350P-230
(5"x3")



VFD-150P-48
VFD-250P-48
VFD-350P-48
(4"x2")



Spec

Features

- 90~264 VAC input, **built-in PFC function** (VFD-200C/350C/750C/250P/350P-230)
- 20~55 VDC input (VFD-150P/250P/350P-48)
- Driver efficiency up to 93%
- **Fanless design**
- High surge current **200%** up to 5 secs.
- Multi-Sensors: Current, DC Bus Voltage, Temperature
- **Suitable for driving BLDC brushless motors**, it can be used in HVAC systems, water pumps, air conditioners, medical treatment, AVG, home appliances, etc.
- -30~+70°C wide operating temperature
- Optional control card
- EN61800-5/3 certified
- 3 years warranty

Models

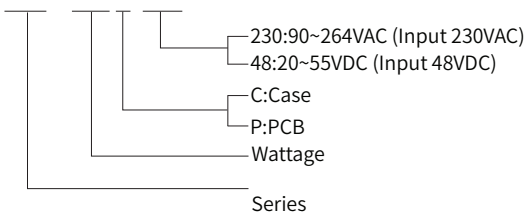


Model No.	VFD-200C-230	VFD-350C-230	VFD-750C-230
Appearance	Metal Case		
Vin	90~264VAC		
Watt	200W	300W	750W
Vout	3 Phase UVW, line to line 0~240 VAC		
Dimension (mm)	146x55x26	146x62x31	150x100x41

Model No.	VFD-250P-230	VFD-350P-230	VFD-150P-48	VFD-250P-48	VFD-350P-48
Appearance	PCB On Board Type (5"x3")		PCB On Board Type (4"x2")		
Vin	90~264VAC			20~55VDC	
Watt	250W	350W	150W	250W	350W
Vout	3 Phase UVW, line to line 0~240 VAC				
Dimension (mm)	127x76.2x35		101.6x50.8x25.6		

Model Encoding

VFD- 200C-230



Powered by MEAN WELL

MEAN WELL has been cultivating the industrial standard power supply and LED power supply market for many years, and now it is the 3rd largest power supply and the 2nd largest LED driver brand in the world. Many of our equipment and lighting manufacturers see MEAN WELL as their quality assurance, and thus inspired us to implement the joint marketing idea of “PBM” (Powered by MEAN WELL).

As a starting point, we would be inviting high-quality customers who agree with MEAN WELL’s brand spirit, and provide them the “Powered by MEAN WELL” trademark, and enhance the brand awareness of both parties through various joint marketing methods.

Services after joining PBM



Key Account Membership

Purpose

As a pioneer in the field of standard power supplies, MEAN WELL keeps the constant goal of improving customer satisfaction. The KAM membership program provides customers with all kinds of support in terms of products, services, and cooperation. Based on the concept of “Trusting Partners for Sustainable Development” and combining SDG sustainable development goals, MEAN WELL invites significant partners to participate and let us create a win-win cooperation for better value.

Benefits



First Order Discount

Various discounts for first order based on membership levels



SDG Points Reward

Issue points every year according to the transaction quota of the previous year, 0.5%(MAX)



Instant Service

Enjoy direct and instant services such as online inventory inquiry, online order, transaction records, and global after-sales service.



Early Bird Offer

Enjoy the prioritized invitation for events like: I love Tamsui River, charity concerts, partner days and other activities

Sustainable Development Group



The prospect of Sustainable Development Group (SDG) was initiated by Jerry Lin, MEAN WELL's founder. He selected nine goals from United Nations Sustainable Development Goals (SDGs) and integrated the SDG spirits into the corporate sustainable development.

Sustainable Development Group is composed of four parts:

MEAN WELL Group, the solid foundation with 4 decades of history;

PowerNex, the equity investment company based in Taiwan;

Share Well, the group creates synergies through cooperation with power-related industries in China

MEAN WELL Foundation, the non-profit organization conserves the core value of "good intentions"

SDG Group aims to build industry alliances with global partners, and exerts the power of stability in the power supply industry, to make a better environment for the next generation



SUSTAINABLE DEVELOPMENT GROUP

Reliable Partners · Sustainable Development

Media Kit



MEAN WELL E-news

Find the "SUBSCRIBE" at the footer of MEAN WELL website. Fill in the E-News Subscribe Form, and last click the "SUBSCRIBE". Then, our confirmation e-mail will be sent to you.



MEAN WELL APP

Install MEAN WELL NEWS APP, and you won't miss our latest news.




SDG SHARE+

Based on the concept of SDG industry value network, it provides users with various system services, and connects suppliers, third parties and ESG partners in series to form a SDG sharing platform.



Social Media

01

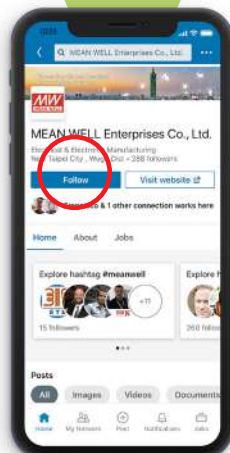


01 YouTube

- Scan the QR code
- Press "SUBSCRIBE" button
- Turn on the bell. So you won't miss any videos



02



02 LinkedIn

- Scan the QR code
- Navigate into MEAN WELL page and "Following" us.



03



03 Facebook

- Scan the QR code
- Find the icon [⋮] and choose "FOLLOW"
- Don't forget to "Like" us.



04



04 WeChat

- Search official account "MEAN WELL" in WeChat APP
- Click the "FOLLOW" button





MEAN WELL ENTERPRISES CO.,LTD.(HQ)

No.28, Wuquan 3rd Rd., Wugu Dist.,
New Taipei City 24891,Taiwan
Tel: +886-2-2299-6100(rep.)
Fax: +886-2-2299-6200(rep.) +886-2-2298-0818(sales)
E-mail: info@meanwell.com Web: www.meanwell.com

MEAN WELL(GUANGZHOU)ELECTRONICS CO.,LTD.

No.11, Jin' gu South Road, Huadu District,
Guangzhou, Chian
Tel: +86-20-3773-7100 / 400-800-3608(sales)
E-mail: info@meanwell.com.cn
Web: www.meanwell.com.cn

SUZHOU MEAN WELL TECHNOLOGY CO.,LTD.

No.269, Changping Road, Huangdai Town,
Xiangcheng District, Suzhou, Jiangsu Province, China.
Tel: +86-512-6508-8600
E-mail: info@meanwell.cc Web: www.meanwell.cc

U.S.A

MEAN WELL USA, INC.

44030 Fremont Blvd., Fremont, CA 94538, U.S.A.
Tel: +1-833-635-7201
6655 Troose Ave.,Kansas City,Missouri 64131
Tel: +1-816-601-4034
E-mail: info@meanwellusa.com
Web: www.meanwellusa.com

EUROPE

MEAN WELL EUROPE N.V.

Langs de Werf 8, 1185XT Amstelveen, the Netherlands
Tel: +31-20-758-6000
E-mail: info@meanwell.eu Web: www.meanwell.eu

INDIA

MEAN WELL INDIA ELECTRONICS PRIVATE LIMITED

Plot No. 9C, GF-1F, Peenya Industrial Area, 2nd Phase,
Chokkasandra Main Road, Bengaluru-560058
Tel: +91-9686448906
E-mail: benaka.v@meanwellindia.com
Web: www.meanwellindia.com

SINGAPORE

MEAN WELL SINGAPORE PTE. LTD.

140 Paya Lebar Road #10-09 AZ @ Paya Lebar Singapore 409015
Tel: 886-2-2299-6100 # 864
E-mail: leo.wu@meanwell.com Web: www.meanwell.com.sg

MALAYSIA

MEAN WELL MALAYSIA SDN BHD

No 77, Jalan TPK 2/8, Taman Perindustrian Kinrara,
Sek 2, 47180 Puchong, Selangor Dahrul Ehsan.
Tel: +60-3-5888-8033
E-mail: wswong@meanwellasean.com
Web: www.meanwell.com.my

TURKEY

MEAN WELL TURKEY DIŞ TİCARET ANONİM ŞİRKETİ

İkitelli OSB MAH. Enkoop 1.Sk No: 2B İÇ KAPI
NO: 5 Basakşehir, Istanbul, Turkey
Tel: +90-850 532 4667
E-mail: a.argilli@meanwell.com
Web: www.meanwellturkey.com

Please Contact Your Local Distributor

